

Candriam Equities L Eu.Inn.V2 EUR Acc / LU2026683131 / A2P175 / Candriam

Last 09/19/2024 <sup>1</sup>	Region	Branch	Type of yield	Type
2209.85 EUR	Europe	Mixed Sectors	reinvestment	Equity Fund



Risk key figures

SRI	1	2	3	4	5	6	7	
Mountain-View Funds Rating <sup>2</sup>							EDA <sup>3</sup>	79

Yearly Performance

2023	+8.15%
2022	-22.76%
2021	+28.75%

Master data		Conditions		Other figures	
Fund type	Single fund	Issue surcharge	0.00%	Minimum investment	EUR 15,000,000.00
Category	Equity	Planned administr. fee	0.00%	Savings plan	-
Sub category	Mixed Sectors	Deposit fees	0.00%	UCITS / OGAW	Yes
Fund domicile	Luxembourg	Redemption charge	0.00%	Performance fee	0.00%
Tranch volume	(09/19/2024) EUR 33.50 mill.	Ongoing charges	-	Redeployment fee	0.00%
Total volume	(09/19/2024) EUR 704.64 mill.	<b>Dividends</b>		<b>Investment company</b>	
Launch date	4/7/2020	Candriam			
KESt report funds	Yes	19-21 route d'Arlon, 8009, Strassen			
Business year start	01.01.	Luxembourg			
Sustainability type	-	www.candriam.com			
Fund manager	Goeffroy Goenen, Antoine Hamoir				

Performance	1M	6M	YTD	1Y	2Y	3Y	5Y	Since start
Performance	+1.76%	+0.30%	+3.10%	+15.23%	+15.04%	-9.81%	-	+47.32%
Performance p.a.	-	-	-	+15.18%	+7.25%	-3.38%	-	+9.09%
Sharpe ratio	1.80	-0.25	0.08	0.95	0.26	-0.40	-	0.35
Volatility	10.76%	11.37%	11.41%	12.40%	14.87%	16.93%	0.00%	16.06%
Worst month	-	-4.37%	-4.37%	-5.20%	-7.44%	-10.61%	-10.61%	-10.61%
Best month	-	3.41%	7.24%	10.38%	10.38%	12.01%	12.01%	12.01%
Maximum loss	-3.70%	-6.30%	-6.30%	-8.98%	-18.32%	-31.22%	0.00%	-

Distribution permission

Austria, Germany, Switzerland, Czech Republic

<sup>1</sup> Important note on update status: The displayed date refers exclusively to the calculation of the NAV.

<sup>2</sup> The Mountain-View Data Fund Rating calculates a comparative ranking for funds using yield, volatility and trend data. For more information visit [MVD Funds Rating](#)

<sup>3</sup> Displays the Ethical-Dynamical Ratio calculated according to standard criteria. The maximum value is 100. For more information visit [EDA](#)

**Candriam Equities L Eu.Inn.V2 EUR Acc / LU2026683131 / A2P175 / Candriam**

**Investment strategy**

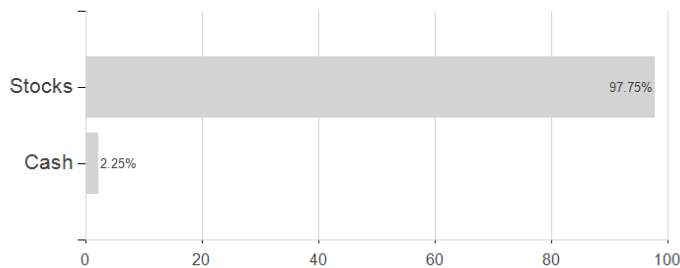
The analysis of the ability to innovate identifies the most innovative companies in their sector. This includes, but is not limited to, product innovation, organisational innovation, marketing innovation, etc. The analysis of financial quality selects the best companies according to five criteria: quality of management, growth potential, competitive advantage, value creation and indebtedness. The fund promotes, among other characteristics, environmental and/or social characteristics but does not have sustainable investment as its objective. The issuers are evaluated on the basis of an analysis of their commercial activities (how the companies respond to the main challenges of sustainable development such as climate change, resource management and waste management) and stakeholders (how the companies manage the main considerations concerning stakeholders such as human resources, the environment, etc.).

**Investment goal**

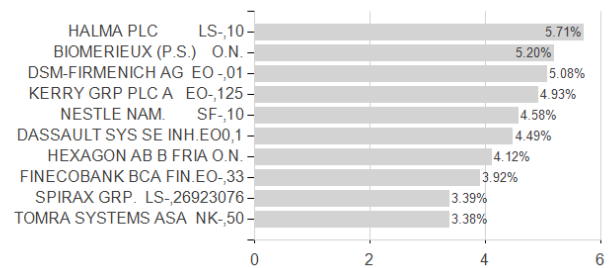
The fund seeks to achieve capital growth by investing in the principal assets traded and to outperform the benchmark. The management team makes discretionary investment choices based on economic/financial analyses, but also on the basis of Candriam's internal analysis of environmental, social and governance (ESG) criteria. The selection of companies is based on a combination of two criteria: the ability to innovate and the financial quality.

**Assessment Structure**

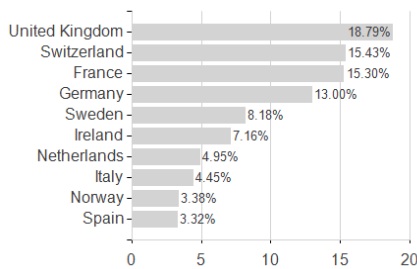
**Assets**



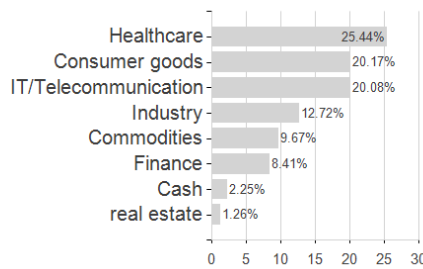
**Largest positions**



**Countries**



**Branches**



**Currencies**

