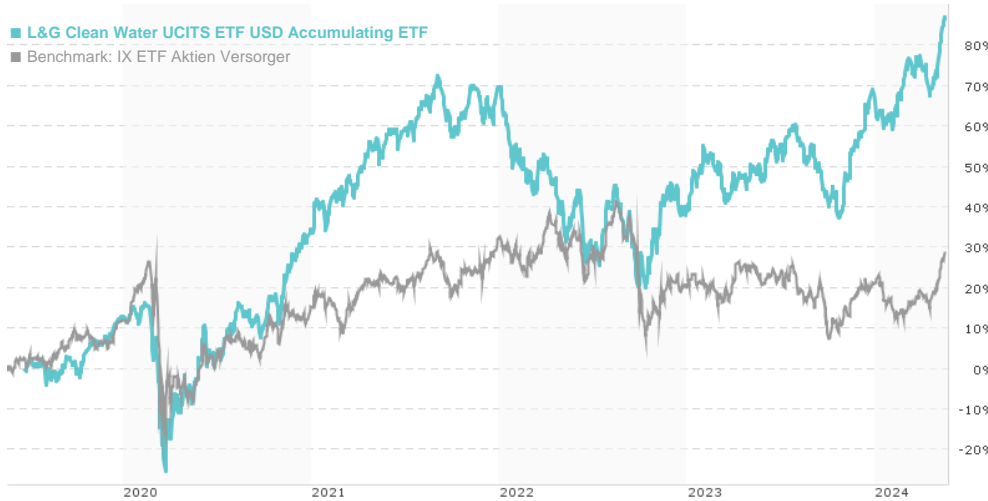


## L&G Clean Water UCITS ETF USD Accumulating ETF / IE00BK5BC891 / A2PM52 / LGIM Managers (EU)

Last 05/17/2024 <sup>1</sup>	Region	Branch	Type of yield	Type
18.65 USD	Worldwide	ETF Stocks	reinvestment	Alternative Investm.

■ L&G Clean Water UCITS ETF USD Accumulating ETF  
■ Benchmark: IX ETF Aktien Versorger



### Risk key figures

SRI 1 2 3 4 5 6 7

Mountain-View Funds Rating<sup>2</sup> EDA<sup>3</sup>

▲ ▲ ▲ ▲ ▲ ▲ 84

### Yearly Performance

2023	+21.31%
2022	-18.34%
2021	+26.35%
2020	+19.40%

Master data		Conditions		Other figures	
Fund type	Single fund	Issue surcharge	0.00%	Minimum investment	UNT 1
Category	Equity	Planned administr. fee	0.00%	Savings plan	-
Sub category	ETF Stocks	Deposit fees	0.00%	UCITS / OGAW	Yes
Fund domicile	Ireland	Redemption charge	0.00%	Performance fee	0.00%
Tranch volume	-	Ongoing charges	-	Redeployment fee	0.00%
Total volume	(05/17/2024) USD 472.96 mill.	Dividends		Investment company	
Launch date	6/17/2019	LGIM Managers (EU)			
KESr report funds	Yes	2 Dublin Landings, 1-W-131, Dublin			
Business year start	01.07.	Ireland			
Sustainability type	Water	www.lgim.com/ie/			
Fund manager	-				

Performance	1M	6M	YTD	1Y	2Y	3Y	5Y	Since start
Performance	+11.55%	+21.07%	+11.00%	+25.58%	+36.14%	+21.67%	-	+87.02%
Performance p.a.	-	-	-	+25.51%	+16.65%	+6.75%	-	+13.63%
Sharpe ratio	25.64	3.34	2.13	1.57	0.75	0.18	-	0.49
Volatility	10.70%	12.95%	13.38%	13.85%	17.06%	16.24%	0.00%	20.10%
Worst month	-	-4.02%	-4.02%	-7.30%	-10.14%	-10.14%	-14.40%	-14.40%
Best month	-	11.80%	8.64%	11.80%	11.80%	11.80%	14.05%	14.05%
Maximum loss	-1.04%	-5.79%	-5.63%	-14.35%	-17.26%	-30.28%	0.00%	-

### Distribution permission

Austria, Germany, Switzerland

<sup>1</sup> Important note on update status: The displayed date refers exclusively to the calculation of the NAV.

<sup>2</sup> The Mountain-View Data Fund Rating calculates a comparative ranking for funds using yield, volatility and trend data. For more information visit [MVD Funds Rating](#)

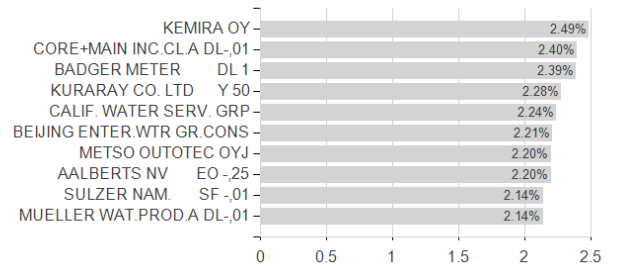
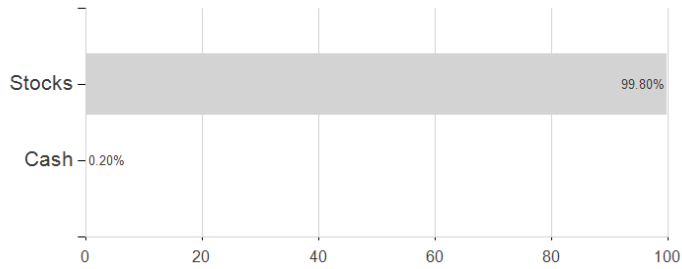
<sup>3</sup> Displays the Ethical-Dynamical Ratio calculated according to standard criteria. The maximum value is 100. For more information visit [EDA](#)

## L&G Clean Water UCITS ETF USD Accumulating ETF / IE00BK5BC891 / A2PM52 / LGIM Managers (EU)

### Assessment Structure

#### Assets

#### Largest positions



#### Countries

#### Branches

#### Currencies

