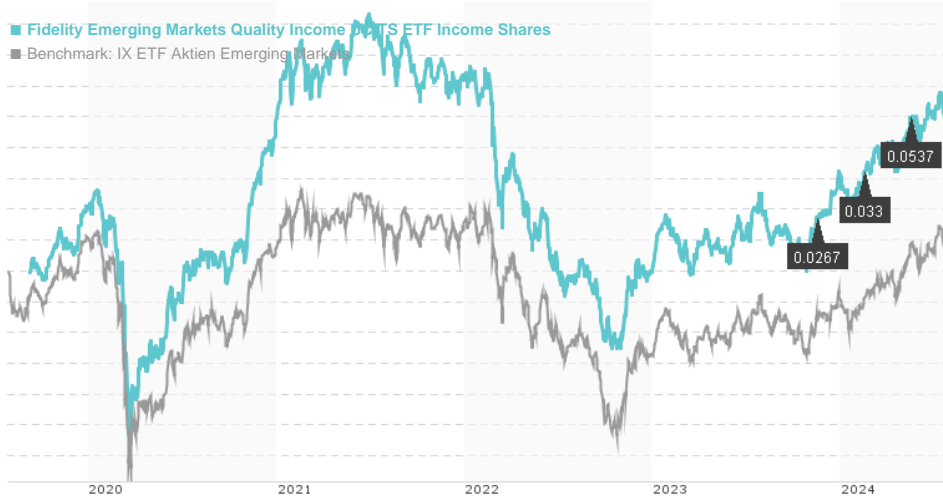


Fidelity Emerging Markets Quality Income UCITS ETF Income Shares / IE00BYSX4739 / A2PQDR / FIL Fund M. (IE)

Last 07/25/2024 ¹	Region	Branch	Type of yield	Type
5.26 USD	Emerging Markets	ETF Stocks	paying dividend	Alternative Investm.



Risk key figures

SRI	1	2	3	4	5	6	7	
Mountain-View Funds Rating ²							EDA ³	76

Yearly Performance

2023	+16.25%
2022	-24.24%
2021	+5.59%
2020	+13.31%

Master data		Conditions		Other figures	
Fund type	Single fund	Issue surcharge	0.00%	Minimum investment	UNT 1
Category	Equity	Planned administr. fee	0.00%	Savings plan	-
Sub category	ETF Stocks	Deposit fees	0.00%	UCITS / OGAW	Yes
Fund domicile	Ireland	Redemption charge	0.00%	Performance fee	0.00%
Tranch volume	-	Ongoing charges	-	Redeployment fee	0.00%
Total volume	(07/25/2024) USD 100.90 mill.	Dividends		Investment company	
Launch date	9/9/2019	16.05.2024	0.05 USD	FIL Fund M. (IE)	
KESt report funds	Yes	16.02.2024	0.03 USD	George's Quay House, D02 VK65, Dublin	
Business year start	01.02.	16.11.2023	0.03 USD	Ireland	
Sustainability type	-	17.08.2023	0.08 USD	www.fidelity.co.uk/home	
Fund manager	-	19.05.2023	0.05 USD		

Performance	1M	6M	YTD	1Y	2Y	3Y	5Y	Since start
Performance	-1.63%	+10.35%	+6.37%	+11.34%	+25.25%	-8.13%	-	+23.68%
Performance p.a.	-	-	-	+11.31%	+11.90%	-2.79%	-	+4.45%
Sharpe ratio	-2.20	1.67	0.70	0.65	0.63	-0.45	-	0.05
Volatility	9.92%	10.89%	11.33%	11.79%	12.98%	14.58%	0.00%	16.73%
Worst month	-	-3.93%	-3.93%	-5.68%	-10.79%	-10.79%	-17.27%	-17.27%
Best month	-	4.05%	5.59%	8.77%	15.51%	15.51%	15.51%	15.51%
Maximum loss	-4.20%	-4.20%	-5.39%	-11.15%	-14.31%	-36.81%	0.00%	-

Distribution permission

Austria, Germany, Switzerland

¹ Important note on update status: The displayed date refers exclusively to the calculation of the NAV.

² The Mountain-View Data Fund Rating calculates a comparative ranking for funds using yield, volatility and trend data. For more information visit [MVD Funds Rating](#)

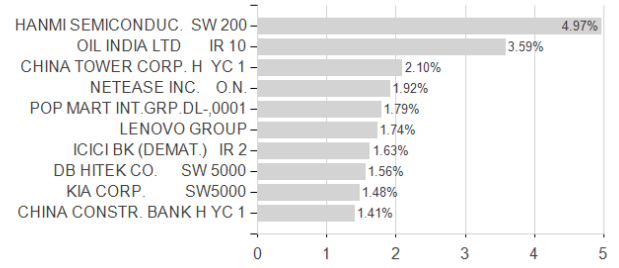
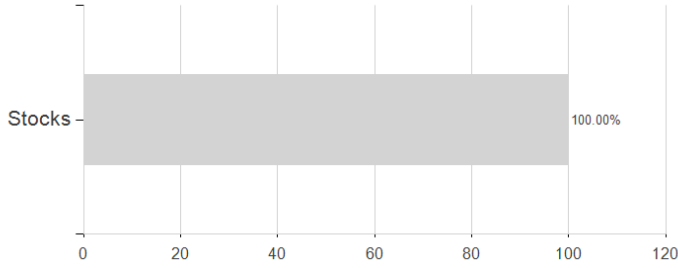
³ Displays the Ethical-Dynamical Ratio calculated according to standard criteria. The maximum value is 100. For more information visit [EDA](#)

Fidelity Emerging Markets Quality Income UCITS ETF Income Shares / IE00BYSX4739 / A2PQDR / FIL Fund M. (IE)

Assessment Structure

Assets

Largest positions



Countries

Branches

Currencies

