

CM-AM GLOBAL LEADERS IC / FR0012287423 / A2JPED / Crédit Mutuel AM

Last 12/10/2025 ¹	Region	Branch	Type of yield	Type
308733.19 EUR	Worldwide	Mixed Sectors	reinvestment	Equity Fund



Risk key figures

SRI 1 2 3 4 5 6 7

Mountain-View Funds Rating² EDA³

▲ ▲ ▲ ▲ ▲ ▲ 76

Yearly Performance

2024	+24.38%
2023	+15.70%
2022	-20.75%
2021	+23.54%
2020	+13.81%

Master data		Conditions		Other figures	
Fund type	Single fund	Issue surcharge	2.00%	Minimum investment	EUR 100,000.00
Category	Equity	Planned administr. fee	0.00%	Savings plan	-
Sub category	Mixed Sectors	Deposit fees	0.00%	UCITS / OGAW	Yes
Fund domicile	France	Redemption charge	0.00%	Performance fee	0.00%
Tranch volume	(12/10/2025) EUR 10.80 mill.	Ongoing charges	-	Redeployment fee	0.00%
Total volume	(12/10/2025) EUR 1,204.84 mill.	Dividends		Investment company	
Launch date	12/12/2014	Crédit Mutuel AM			
KESr report funds	Yes	4 Rue Gaillon, 75002, Paris			
Business year start	01.04.	France			
Sustainability type	-	https://www.cmcic-am.fr			
Fund manager	Rosaine Cousin, Leslie Griffe de Malval				

Performance	1M	6M	YTD	1Y	2Y	3Y	5Y	Since start
Performance	-1.17%	+8.05%	+5.78%	+5.09%	+31.48%	+45.72%	+52.93%	+69.62%
Performance p.a.	-	-	-	+5.09%	+14.66%	+13.39%	+8.86%	+9.30%
Sharpe ratio	-1.20	1.22	0.22	0.16	0.79	0.78	0.45	0.42
Volatility	12.84%	11.93%	18.89%	18.52%	15.95%	14.58%	14.94%	17.08%
Worst month	-	-1.06%	-12.12%	-12.12%	-12.12%	-12.12%	-12.12%	-12.12%
Best month	-	4.11%	6.97%	6.97%	7.49%	7.49%	10.85%	10.85%
Maximum loss	-4.53%	-4.72%	-24.19%	-24.19%	-24.19%	-24.19%	-25.35%	-

Distribution permission

Austria, Germany, Switzerland

¹ Important note on update status: The displayed date refers exclusively to the calculation of the NAV.

² The Mountain-View Data Fund Rating calculates a comparative ranking for funds using yield, volatility and trend data. For more information visit [MVD Funds Rating](#)

DISCLAIMER: The information on this page are for informational purposes only and should neither an offer to sell nor a solicitation for the purchase of the security or recommendation in favor of the security to be understood. baha GmbH assumes no liability despite thorough searches for the accuracy of the data.

Funds data from: www.mountain-view.com. Fact Sheet created by: www.baha.com

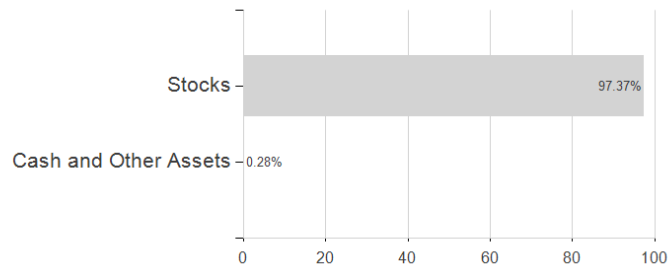
Created: 12/14/2025

CM-AM GLOBAL LEADERS IC / FR0012287423 / A2JPED / Crédit Mutuel AM

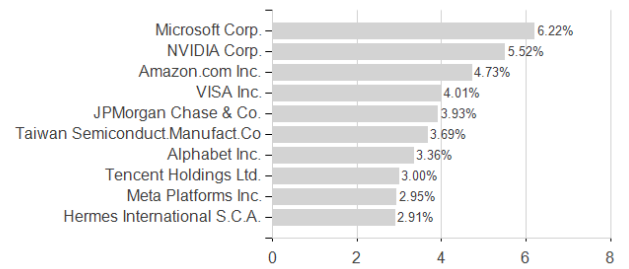
3 Displays the Ethical-Dynamical Ratio calculated according to standard criteria. The maximum value is 100. For more information visit [EDA](#)

Assessment Structure

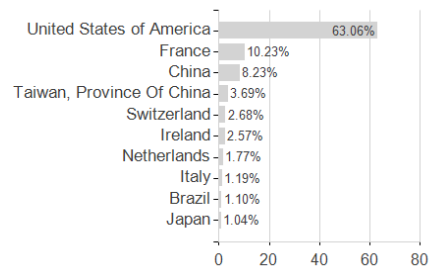
Assets



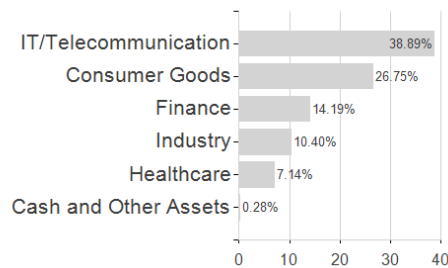
Largest positions



Countries



Branches



Currencies

