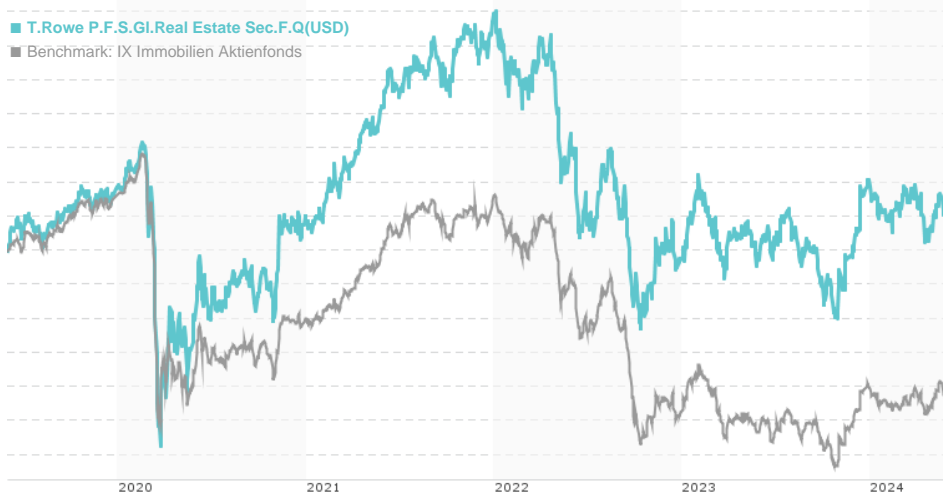


T.Rowe P.F.S.GI.Real Estate Sec.F.Q(USD) / LU1237520744 / A2AK3G / T.Rowe Price M. (LU)

Last 05/30/2024 ¹	Region	Branch	Type of yield	Type
10.96 USD	Worldwide	Real Estate Fund/Equity	reinvestment	Real Estate Investment Fund

■ T.Rowe P.F.S.GI.Real Estate Sec.F.Q(USD)
■ Benchmark: IX Immobilien Aktienfonds



Risk key figures

SRI 1 2 3 4 5 6 7

Mountain-View Funds Rating² EDA³
▲ ▲ ▲ ▲ ▲ ▲ -

Yearly Performance

2023	+11.70%
2022	-26.77%
2021	+29.19%
2020	-4.54%
2019	+22.46%

Master data		Conditions		Other figures	
Fund type	Single fund	Issue surcharge	0.00%	Minimum investment	USD 1,000.00
Category	Real Estate	Planned administr. fee	0.00%	Savings plan	-
Sub category	Real Estate Fund/Equity	Deposit fees	0.02%	UCITS / OGAW	Yes
Fund domicile	Luxembourg	Redemption charge	0.00%	Performance fee	0.00%
Tranch volume	(05/30/2024) USD 0.355 mill.	Ongoing charges	-	Redeployment fee	0.00%
Total volume	(05/30/2024) USD 33.56 mill.	Dividends		Investment company	
Launch date	7/1/2016	T.Rowe Price M. (LU)			
KESt report funds	Yes	100 East Pratt Street, MD 21202, Baltimore			
Business year start	01.01.	United States of America			
Sustainability type	-	https://www.troweprice.com			
Fund manager	Jai Kapadia				

Performance	1M	6M	YTD	1Y	2Y	3Y	5Y	Since start
Performance	+1.48%	+4.78%	-5.11%	+5.08%	-10.68%	-13.56%	+4.78%	+19.39%
Performance p.a.	-	-	-	+5.07%	-5.48%	-4.74%	+0.94%	+2.38%
Sharpe ratio	0.98	0.37	-1.05	0.08	-0.50	-0.48	-0.14	-0.08
Volatility	16.14%	16.47%	15.12%	16.47%	18.63%	17.82%	20.30%	17.50%
Worst month	-	-5.92%	-5.92%	-5.92%	-12.95%	-12.95%	-18.52%	-18.52%
Best month	-	10.42%	10.42%	10.42%	10.42%	10.42%	13.98%	13.98%
Maximum loss	-4.67%	-8.23%	-7.67%	-15.12%	-24.45%	-34.44%	-38.55%	-

Distribution permission

Austria, Germany, Switzerland

¹ Important note on update status: The displayed date refers exclusively to the calculation of the NAV.

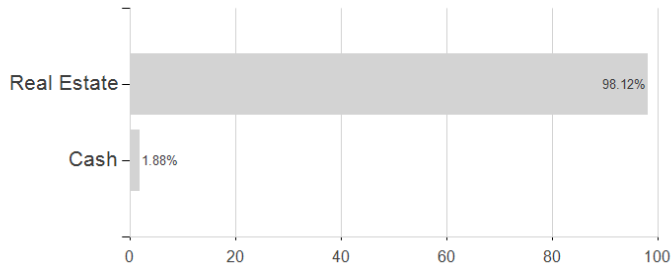
² The Mountain-View Data Fund Rating calculates a comparative ranking for funds using yield, volatility and trend data. For more information visit [MVD Funds Rating](#)

³ Displays the Ethical-Dynamical Ratio calculated according to standard criteria. The maximum value is 100. For more information visit [EDA](#)

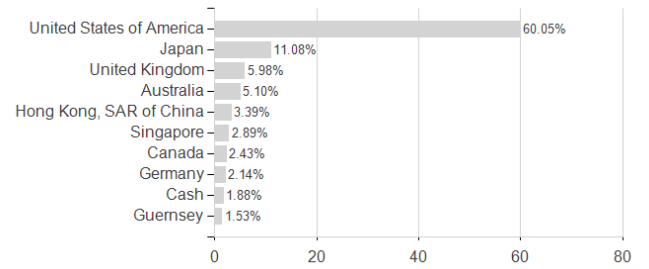
T.Rowe P.F.S.GI.Real Estate Sec.F.Q(USD) / LU1237520744 / A2AK3G / T.Rowe Price M. (LU)

Assessment Structure

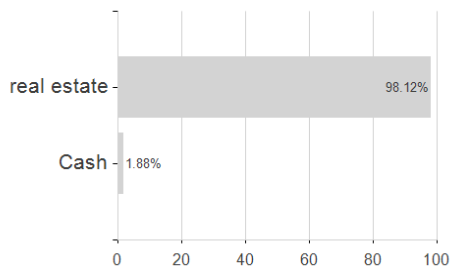
Assets




Countries



Branches



Largest positions



Currencies

