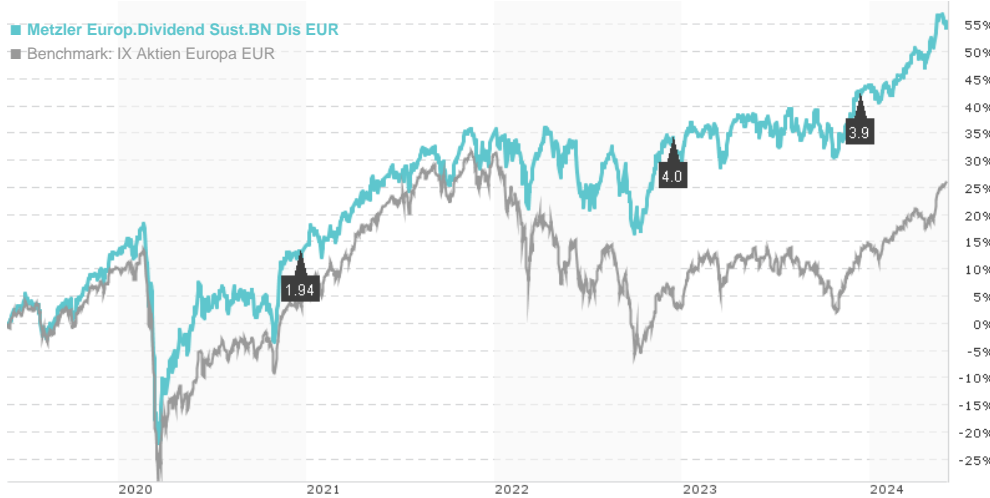


Metzler Europ.Dividend Sust.BN Dis EUR / IE00BFNQ8N83 / A2H8XL / Universal-Inv. (IE)

Last 05/28/2024 ¹	Region	Branch	Type of yield	Type
133.84 EUR	Europe	Mixed Sectors	paying dividend	Equity Fund

■ Metzler Europ.Dividend Sust.BN Dis EUR
■ Benchmark: IX Aktien Europa EUR



Risk key figures

SRI 1 2 3 4 5 6 7

Mountain-View Funds Rating² EDA³

69

Yearly Performance

2023	+10.74%
2022	-3.81%
2021	+18.08%
2020	+1.33%
2019	+25.10%

Master data		Conditions		Other figures	
Fund type	Single fund	Issue surcharge	0.00%	Minimum investment	EUR 500,000.00
Category	Equity	Planned administr. fee	0.00%	Savings plan	-
Sub category	Mixed Sectors	Deposit fees	0.60%	UCITS / OGAW	Yes
Fund domicile	Ireland	Redemption charge	0.00%	Performance fee	0.00%
Tranch volume	(05/28/2024) EUR 0.766 mill.	Ongoing charges	-	Redeployment fee	0.00%
Total volume	(05/28/2024) EUR 135.45 mill.	Dividends		Investment company	
Launch date	1/18/2018	12.12.2023	3.90 EUR	Universal-Inv. (IE) Kilmore House, Spencer Dock, D01 YE64, Dublin Ireland www.universal-investment.com	
KESr report funds	Yes	13.12.2022	4.00 EUR		
Business year start	01.10.	18.12.2020	1.94 EUR		
Sustainability type	Ethics/ecology	16.12.2019	2.42 EUR		
Fund manager	-				

Performance	1M	6M	YTD	1Y	2Y	3Y	5Y	Since start
Performance	+1.20%	+11.87%	+7.48%	+14.05%	+15.66%	+22.30%	+52.12%	+48.73%
Performance p.a.	-	-	-	+14.09%	+7.55%	+6.93%	+8.74%	+6.44%
Sharpe ratio	1.23	2.72	1.90	1.08	0.32	0.25	0.31	0.18
Volatility	10.09%	7.93%	8.31%	9.54%	11.83%	12.64%	16.06%	15.12%
Worst month	-	0.32%	0.32%	-2.95%	-7.80%	-7.80%	-13.00%	-13.00%
Best month	-	5.65%	3.60%	5.65%	7.80%	7.80%	15.57%	15.57%
Maximum loss	-1.47%	-2.47%	-2.47%	-6.65%	-12.80%	-14.45%	-34.03%	-

Distribution permission

Austria, Germany, Switzerland

¹ Important note on update status: The displayed date refers exclusively to the calculation of the NAV.

² The Mountain-View Data Fund Rating calculates a comparative ranking for funds using yield, volatility and trend data. For more information visit [MVD Funds Rating](#)

³ Displays the Ethical-Dynamical Ratio calculated according to standard criteria. The maximum value is 100. For more information visit [EDA](#)

Metzler Europ.Dividend Sust.BN Dis EUR / IE00BFNQ8N83 / A2H8XL / Universal-Inv. (IE)

Investment strategy

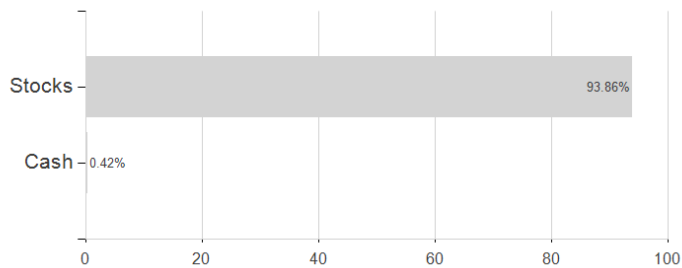
The Fund will predominately invest, on a diversified basis, its assets in European equities and equity related securities. Investment focus will be on companies with an historical record of paying dividends, or with a high potential to pay dividends in the future. The Fund may perform derivative trades in order to hedge positions or to increase its returns.

Investment goal

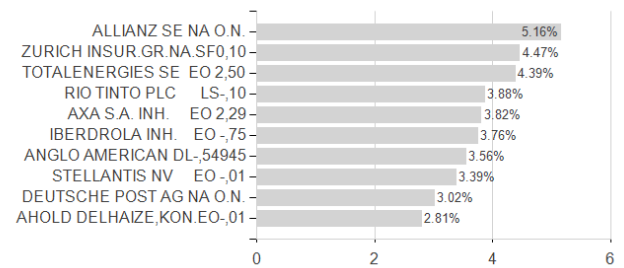
The Fund is actively managed. The investment objective of the Fund is to increase the value of its investments over the long term.

Assessment Structure

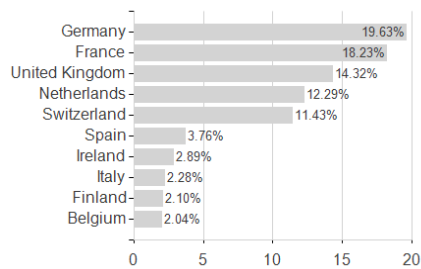
Assets



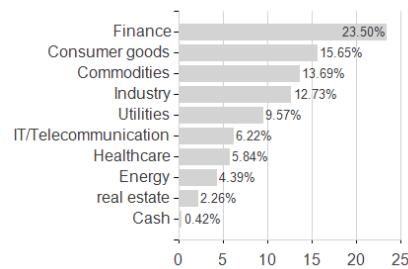
Largest positions



Countries



Branches



Currencies

