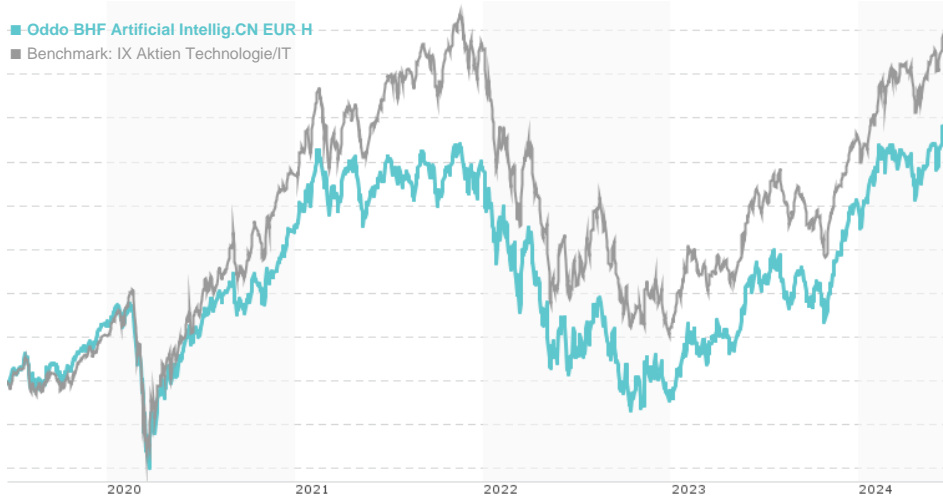


Oddo BHF Artificial Intellig.CN EUR H / LU1833932863 / A2PAPU / ODDO BHF AM SAS

Last 06/19/2024 ¹	Region	Branch	Type of yield	Type
171.12 EUR	Worldwide	Sector Technology	reinvestment	Equity Fund



Risk key figures

SRI	1	2	3	4	5	6	7
Mountain-View Funds Rating ²	EDA ³						
	79						

Yearly Performance

2023	+44.07%
2022	-34.25%
2021	+9.29%
2020	+20.45%
2019	+20.96%

Master data		Conditions		Other figures	
Fund type	Single fund	Issue surcharge	5.00%	Minimum investment	EUR 100.00
Category	Equity	Planned administr. fee	0.00%	Savings plan	-
Sub category	Sector Technology	Deposit fees	0.05%	UCITS / OGAW	Yes
Fund domicile	Luxembourg	Redemption charge	0.00%	Performance fee	20.00%
Tranch volume	(06/19/2024) EUR 1.31 mill.	Ongoing charges	-	Redeployment fee	0.00%
Total volume	(06/19/2024) EUR 548.34 mill.	Dividends		Investment company	
Launch date	1/14/2019	ODDO BHF AM SAS			
KESt report funds	No	12 Bd de la Madeleine, 75440, Paris Cedex 09			
Business year start	01.11.	France			
Sustainability type	Ethics/ecology	www.am.oddobhf.com			
Fund manager	Brice PRUNAS, Maxence RADJABI				

Performance	1M	6M	YTD	1Y	2Y	3Y	5Y	Since start
Performance	+3.03%	+12.97%	+12.79%	+26.16%	+53.50%	+8.80%	+58.93%	+70.13%
Performance p.a.	-	-	-	+26.08%	+23.89%	+2.85%	+9.70%	+10.28%
Sharpe ratio	2.87	1.48	1.58	1.32	0.93	-0.04	0.26	0.29
Volatility	14.61%	16.17%	16.43%	17.06%	21.79%	23.71%	23.09%	22.56%
Worst month	-	-4.46%	-4.46%	-4.46%	-10.49%	-13.53%	-13.53%	-13.53%
Best month	-	6.87%	6.87%	14.02%	14.02%	14.02%	14.02%	14.02%
Maximum loss	-3.91%	-8.23%	-8.23%	-12.59%	-21.88%	-39.61%	-39.61%	-

Distribution permission

Austria, Germany, Switzerland

¹ Important note on update status: The displayed date refers exclusively to the calculation of the NAV.
² The Mountain-View Data Fund Rating calculates a comparative ranking for funds using yield, volatility and trend data. For more information visit [MVD Funds Rating](#)

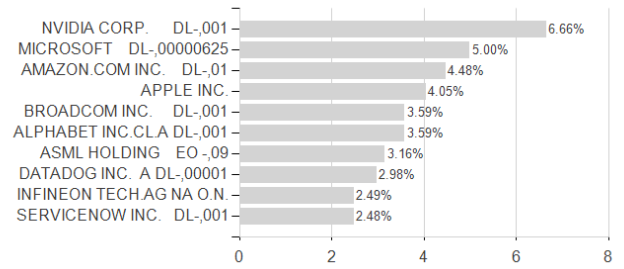
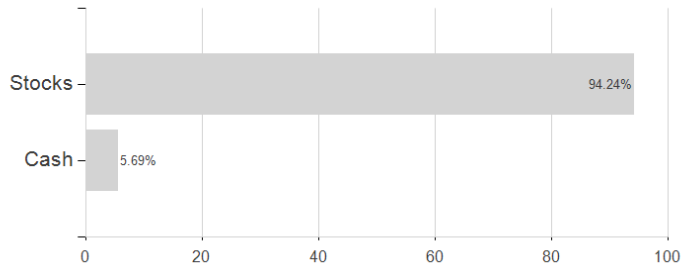
Oddo BHF Artificial Intellig.CN EUR H / LU1833932863 / A2PAPU / ODDO BHF AM SAS

3 Displays the Ethical-Dynamical Ratio calculated according to standard criteria. The maximum value is 100. For more information visit [EDA](#)

Assessment Structure

Assets

Largest positions



Countries

Branches

Currencies

