

## CPR Invest - Dynamic - I EUR - Acc / LU1203020356 / A2H9QF / CPR Asset Management

Last 12/11/2025 <sup>1</sup>	Region	Branch	Type of yield	Type
183195.84 EUR	Worldwide	Mixed Fund/Focus Equity	reinvestment	Mixed Fund



### Risk key figures

SRI 1 2 3 4 5 6 7

Mountain-View Funds Rating<sup>2</sup>

EDA<sup>3</sup>

▲ ▲ ▲ ▲ ▲ ▲

### Yearly Performance

2024	+17.60%
2023	+14.12%
2022	-13.42%
2021	+21.93%
2020	+6.86%

Master data		Conditions		Other figures	
Fund type	Fund of funds	Issue surcharge	5.00%	Minimum investment	EUR 100,000.00
Category	Mixed Fund	Planned administr. fee	0.00%	Savings plan	-
Sub category	Mixed Fund/Focus Equity	Deposit fees	0.00%	UCITS / OGAW	Yes
Fund domicile	Luxembourg	Redemption charge	0.00%	Performance fee	20.00%
Tranch volume	(12/11/2025) EUR 0.013 mill.	Ongoing charges	-	Redeployment fee	0.00%
Total volume	(12/11/2025) EUR 126.06 mill.	Dividends		Investment company	
Launch date	3/27/2015	CPR Asset Management			
KESr report funds	Yes	90, boulevard Pasteur, 75015, Paris			
Business year start	01.08.	France			
Sustainability type	-	www.cpr-am.fr/			
Fund manager	Malik Haddouk, Samir Saadi, Cyrille Geneslay				

Performance	1M	6M	YTD	1Y	2Y	3Y	5Y	Since start
Performance	-0.54%	+9.25%	+5.87%	+3.61%	+26.47%	+36.82%	+52.15%	+60.28%
Performance p.a.	-	-	-	+3.61%	+12.44%	+11.02%	+8.75%	+8.29%
Sharpe ratio	-0.99	2.10	0.34	0.12	0.94	0.85	0.59	0.46
Volatility	8.71%	8.20%	12.33%	12.27%	11.05%	10.48%	11.28%	13.49%
Worst month	-	-0.50%	-6.49%	-6.49%	-6.49%	-6.49%	-6.49%	-11.27%
Best month	-	3.09%	4.75%	4.75%	6.38%	6.38%	6.89%	8.40%
Maximum loss	-3.46%	-3.76%	-15.54%	-15.54%	-15.54%	-15.54%	-15.54%	-

### Distribution permission

Austria, Germany, Switzerland, Luxembourg

<sup>1</sup> Important note on update status: The displayed date refers exclusively to the calculation of the NAV.

<sup>2</sup> The Mountain-View Data Fund Rating calculates a comparative ranking for funds using yield, volatility and trend data. For more information visit [MVD Funds Rating](#)

<sup>3</sup> Displays the Ethical-Dynamical Ratio calculated according to standard criteria. The maximum value is 100. For more information visit [EDA](#)

DISCLAIMER: The information on this page are for informational purposes only and should neither an offer to sell nor a solicitation for the purchase of the security or recommendation in favor of the security to be understood. baha GmbH assumes no liability despite thorough searches for the accuracy of the data.

Funds data from: www.mountain-view.com. Fact Sheet created by: www.baha.com

## CPR Invest - Dynamic - I EUR - Acc / LU1203020356 / A2H9QF / CPR Asset Management

### Investment strategy

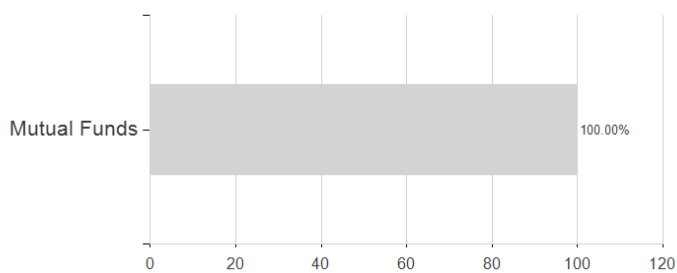
To achieve this, the management team defines the allocation between equities, bonds and money-market instruments which may diverge from the proportions of the index while complying with the maximum volatility. It then proceeds to a geographic and/or thematic allocation and to the selection of the corresponding supports. These decisions are based on market forecasts, financial and risk data. The investment process includes: 1. establishing the investment universe in advance via financial and extrafinancial analyses of the issuers for each of the securities in the investment universe and overseeing the exclusion of some issuers and the integration of Amundi's ESG management principles, and 2. putting together a portfolio based on the selection of securities that have both the most favourable financial and extra-financial criteria, along with monitoring the risks surrounding these choices.

### Investment goal

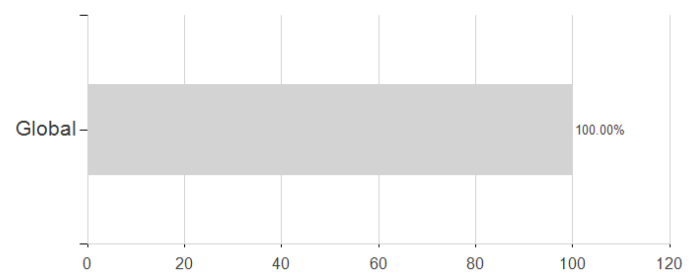
A feeder fund is a fund which invests at least 85% of its assets in another fund, called a master fund. CPR Invest - Dynamic (the "Feeder Compartment") invests in the T-unit of CPR Croissance Dynamique, a French Mutual Investment Fund (the "Master Fund"). The investment objective of the Feeder Compartment is the same as the Master Fund. The investment objective is to yield a return over the long term that exceeds the benchmark index (20% JP Morgan Global Government Bond Index Global Return EUR hedged + 80% EUR MSCI World Net Return, after deduction of the fees specific to each units of the Compartement with a maximum forecast volatility of 20 %.

### Assessment Structure

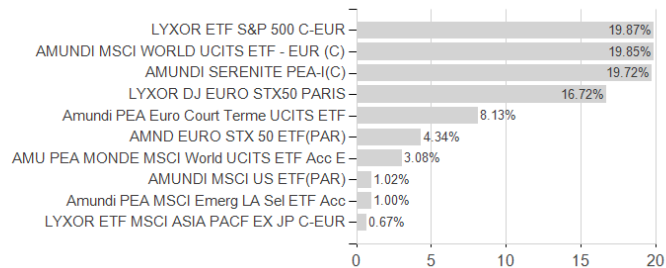
#### Assets



#### Countries



#### Largest positions



#### Currencies

