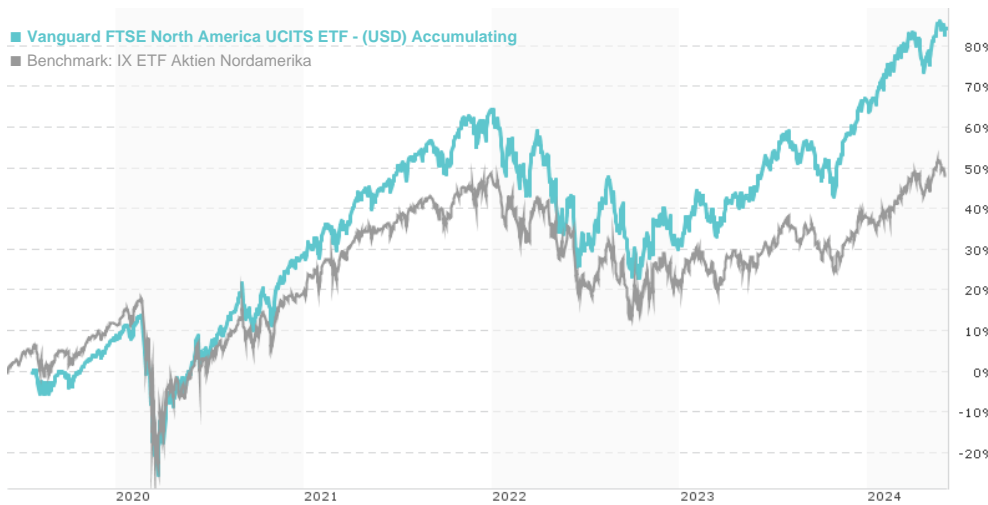


Vanguard FTSE North America UCITS ETF - (USD) Accumulating / IE00BK5BQW10 / A2PLBJ / Vanguard Group (IE)

Last 06/03/2024 ¹	Region	Branch	Type of yield	Type
129.18 USD	North America	ETF Stocks	reinvestment	Alternative Investm.

■ Vanguard FTSE North America UCITS ETF - (USD) Accumulating
■ Benchmark: IX ETF Aktien Nordamerika



Risk key figures

SRI 1 2 3 4 5 6 7

Mountain-View Funds Rating² EDA³

66

Yearly Performance

2023	+26.19%
2022	-19.26%
2021	+26.58%
2020	+19.71%

Master data		Conditions		Other figures	
Fund type	Single fund	Issue surcharge	0.00%	Minimum investment	UNT 1
Category	Equity	Planned administr. fee	0.00%	Savings plan	-
Sub category	ETF Stocks	Deposit fees	0.00%	UCITS / OGAW	Yes
Fund domicile	Ireland	Redemption charge	0.00%	Performance fee	0.00%
Tranch volume	(10/21/2021) USD 473.13 mill.	Ongoing charges	-	Redeployment fee	0.00%
Total volume	(05/31/2024) USD 3,546.53 mill.	Dividends		Investment company	
Launch date	7/23/2019	Vanguard Group (IE)			
KESr report funds	Yes	30 Herbert Street, D02 W329, Dublin 2			
Business year start	01.07.	Ireland			
Sustainability type	-	https://www.vanguard.co.uk			
Fund manager	-				

Performance	1M	6M	YTD	1Y	2Y	3Y	5Y	Since start
Performance	+2.88%	+15.62%	+10.56%	+24.65%	+30.73%	+27.50%	-	+84.54%
Performance p.a.	-	-	-	+24.73%	+14.32%	+8.43%	-	+13.41%
Sharpe ratio	4.07	2.81	2.12	1.84	0.63	0.27	-	0.46
Volatility	10.67%	10.75%	11.02%	11.55%	16.69%	17.08%	0.00%	21.13%
Worst month	-	-4.10%	-4.10%	-4.60%	-9.24%	-9.24%	-13.08%	-13.08%
Best month	-	5.12%	5.12%	9.40%	9.40%	9.40%	12.98%	12.98%
Maximum loss	-1.70%	-5.34%	-5.34%	-10.13%	-16.87%	-25.24%	0.00%	-

Distribution permission

Austria, Germany, Switzerland

¹ Important note on update status: The displayed date refers exclusively to the calculation of the NAV.

² The Mountain-View Data Fund Rating calculates a comparative ranking for funds using yield, volatility and trend data. For more information visit [MVD Funds Rating](#)

DISCLAIMER: The information on this page are for informational purposes only and should neither an offer to sell nor a solicitation for the purchase of the security or recommendation in favor of the security to be understood. baha GmbH assumes no liability despite thorough searches for the accuracy of the data.

Funds data from: [www.mountain-view.com](#). Fact Sheet created by: [www.baha.com](#)

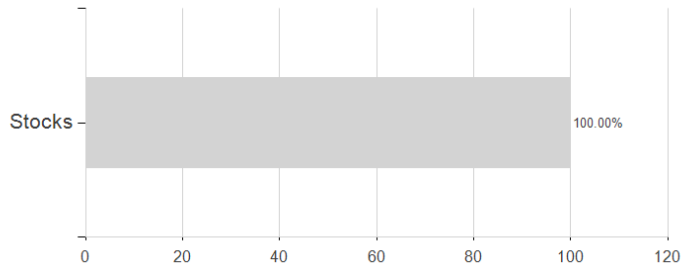
Created: 06/04/2024

Vanguard FTSE North America UCITS ETF - (USD) Accumulating / IE00BK5BQW10 / A2PLBJ / Vanguard Group (IE)

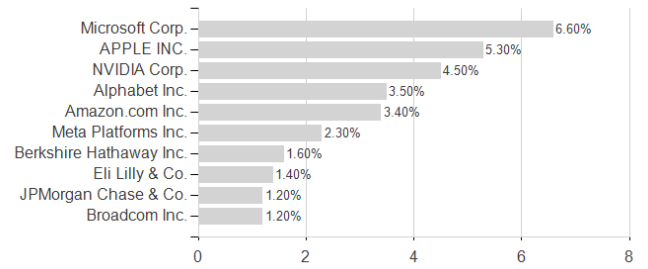
3 Displays the Ethical-Dynamical Ratio calculated according to standard criteria. The maximum value is 100. For more information visit [EDA](#)

Assessment Structure

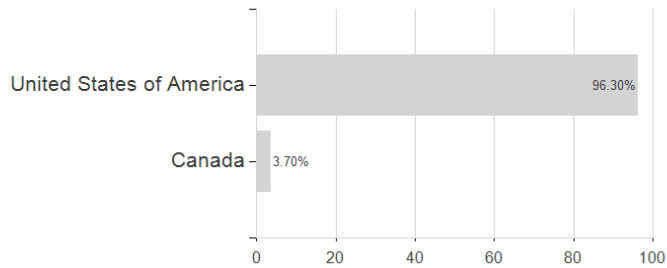
Assets



Largest positions



Countries



Branches

