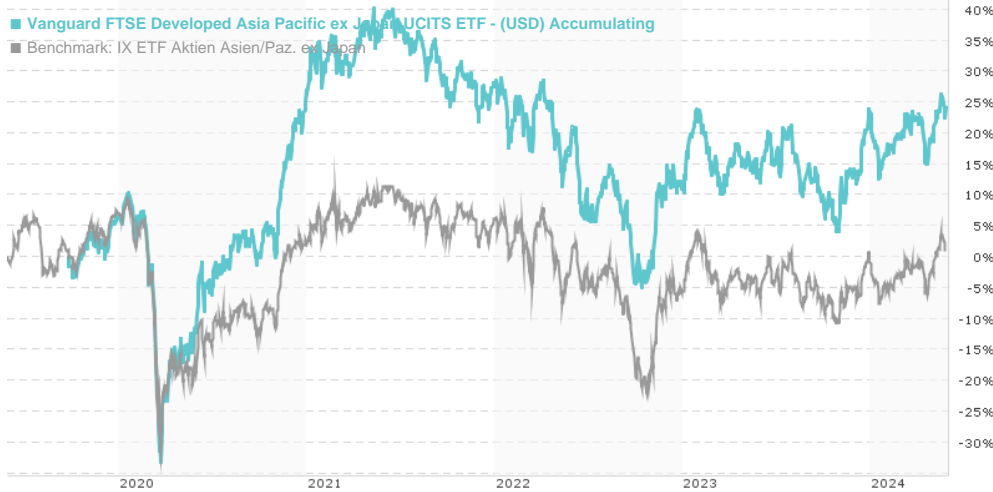


Vanguard FTSE Developed Asia Pacific ex Japan UCITS ETF - (USD) Accumulating / IE00BK5BQZ41 / A2PLTA /

Last 05/28/2024 ¹	Region	Branch	Type of yield	Type
31.07 USD	Asia/Pacific ex Japan	ETF Stocks	reinvestment	Alternative Investm.

■ Vanguard FTSE Developed Asia Pacific ex Japan UCITS ETF - (USD) Accumulating
■ Benchmark: IX ETF Aktien Asien/Paz. ex Japan



Risk key figures

SRI 1 2 3 4 5 6 7

Mountain-View Funds Rating²EDA³

▲ ▲ ▲ ▲ ▲ ▲

77

Yearly Performance

2023	+11.00%
2022	-12.65%
2021	+1.05%
2020	+18.67%

Master data		Conditions		Other figures	
Fund type	Single fund	Issue surcharge	0.00%	Minimum investment	UNT 1
Category	Equity	Planned administr. fee	0.00%	Savings plan	-
Sub category	ETF Stocks	Deposit fees	0.00%	UCITS / OGAW	Yes
Fund domicile	Ireland	Redemption charge	0.00%	Performance fee	0.00%
Tranch volume	(10/21/2021) USD 110.06 mill.	Ongoing charges	-	Redeployment fee	0.00%
Total volume	(05/28/2024) USD 1,489.67 mill.	Dividends		Investment company	
Launch date	9/24/2019	Vanguard Group (IE)			
KESr report funds	Yes	30 Herbert Street, D02 W329, Dublin 2			
Business year start	01.07.	Ireland			
Sustainability type	-	https://www.vanguard.co.uk			
Fund manager	Vanguard Global Advisers, LLC Europe Equity Index Team				

Performance	1M	6M	YTD	1Y	2Y	3Y	5Y	Since start
Performance	+3.74%	+8.89%	+0.41%	+9.03%	+2.63%	-10.14%	-	+24.29%
Performance p.a.	-	-	-	+9.03%	+1.31%	-3.50%	-	+4.76%
Sharpe ratio	4.02	1.02	-0.19	0.34	-0.15	-0.44	-	0.05
Volatility	13.68%	14.62%	14.31%	15.52%	16.95%	16.44%	0.00%	19.04%
Worst month	-	-5.58%	-5.58%	-5.92%	-13.01%	-13.01%	-17.96%	-17.96%
Best month	-	9.83%	8.19%	9.83%	14.28%	14.28%	15.99%	15.99%
Maximum loss	-3.10%	-9.25%	-8.46%	-14.14%	-21.40%	-32.03%	0.00%	-

Distribution permission

Austria, Germany, Switzerland

¹ Important note on update status: The displayed date refers exclusively to the calculation of the NAV.

² The Mountain-View Data Fund Rating calculates a comparative ranking for funds using yield, volatility and trend data. For more information visit [MVD Funds Rating](#)

DISCLAIMER: The information on this page are for informational purposes only and should neither an offer to sell nor a solicitation for the purchase of the security or recommendation in favor of the security to be understood. baha GmbH assumes no liability despite thorough searches for the accuracy of the data.

Funds data from: www.mountain-view.com. Fact Sheet created by: www.baha.com

Created: 05/29/2024

Vanguard FTSE Developed Asia Pacific ex Japan UCITS ETF - (USD) Accumulating / IE00BK5BQZ41 / A2PLTA /

Investment strategy

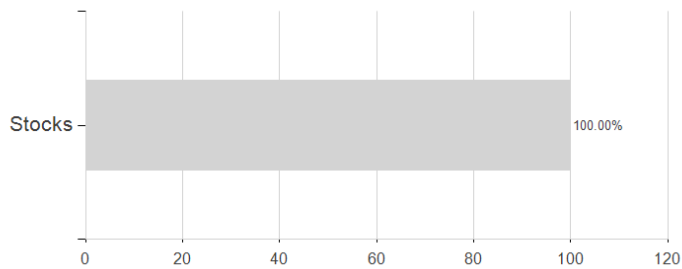
The Index is comprised of large and mid-sized company stocks in developed markets in Asia and the Pacific Region, excluding Japan.

Investment goal

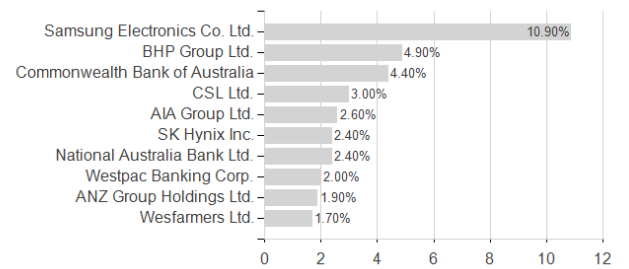
The Fund employs a passive management - or indexing - investment approach, through physical acquisition of securities, and seeks to track the performance of the FTSE Developed Asia Pacific ex Japan Index (the "Index").

Assessment Structure

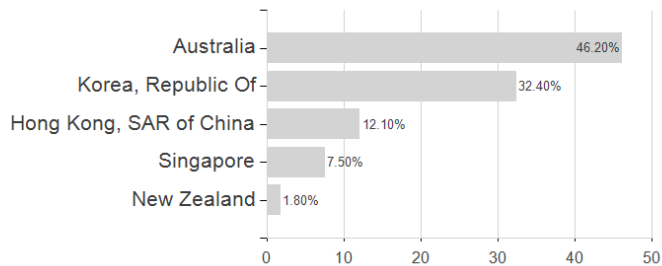
Assets



Largest positions



Countries



Branches

