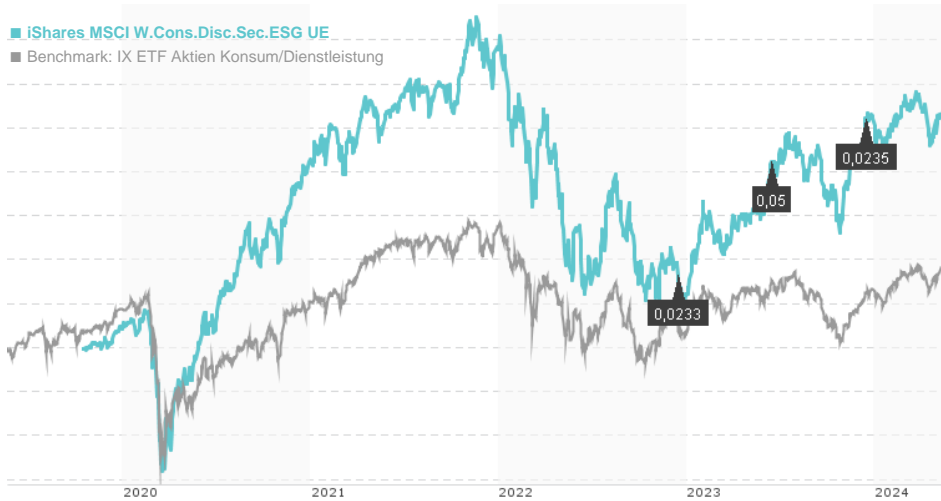


**iShares MSCI W.Cons.Disc.Sec.ESG UE / IE00BJ5JP212 / A2PHCG / BlackRock AM (IE)**

Last 05/21/2024 <sup>1</sup>	Region	Branch	Type of yield	Type
<b>7.57 USD</b>	Worldwide	ETF Stocks	paying dividend	Alternative Investm.

■ iShares MSCI W.Cons.Disc.Sec.ESG UE  
■ Benchmark: IX ETF Aktien Konsum/Dienstleistung



**Risk key figures**

SRI 1 2 3 4 **5** 6 7

Mountain-View Funds Rating<sup>2</sup> EDA<sup>3</sup>

▲ ▲ ▲ ▲ ▲ 84

**Yearly Performance**

2023	+36.00%
2022	-33.32%
2021	+17.78%
2020	+36.37%

Master data		Conditions		Other figures	
Fund type	Single fund	Issue surcharge	0.00%	Minimum investment	UNT 1
Category	Equity	Planned administr. fee	0.00%	Savings plan	Yes
Sub category	ETF Stocks	Deposit fees	0.00%	UCITS / OGAW	Yes
Fund domicile	Ireland	Redemption charge	0.00%	Performance fee	0.00%
Tranch volume	(05/21/2024) USD 11.36 mill.	Ongoing charges	-	Redeployment fee	0.00%
Total volume	(05/21/2024) USD 11.36 mill.	Dividends		Investment company	
Launch date	10/16/2019	14.12.2023	0.02 USD	BlackRock AM (IE) 12 Throgmorton Avenue, EC2N 2DL, London United Kingdom <a href="https://www.blackrock.com">https://www.blackrock.com</a>	
KESr report funds	Yes	15.06.2023	0.05 USD		
Business year start	01.12.	15.12.2022	0.02 USD		
Sustainability type	Ethics/ecology	16.06.2022	0.04 USD		
Fund manager	BlackRock Asset Management Ireland Lim	16.12.2021	0.02 USD		

Performance	1M	6M	YTD	1Y	2Y	3Y	5Y	Since start
Performance	+4.73%	+8.16%	+1.13%	+15.77%	+30.36%	+2.68%	-	+54.17%
Performance p.a.	-	-	-	+15.77%	+14.20%	+0.88%	-	+9.87%
Sharpe ratio	6.05	1.10	-0.07	0.81	0.52	-0.14	-	0.28
Volatility	12.42%	12.09%	12.57%	14.76%	19.89%	20.54%	0.00%	21.90%
Worst month	-	-5.46%	-5.46%	-5.50%	-10.06%	-12.07%	-14.58%	-14.58%
Best month	-	10.83%	6.16%	10.83%	15.42%	15.42%	16.90%	16.90%
Maximum loss	-1.83%	-7.74%	-7.74%	-15.47%	-21.03%	-37.13%	0.00%	-

**Distribution permission**

Austria, Germany, Switzerland

<sup>1</sup> Important note on update status: The displayed date refers exclusively to the calculation of the NAV.

<sup>2</sup> The Mountain-View Data Fund Rating calculates a comparative ranking for funds using yield, volatility and trend data. For more information visit [MVD Funds Rating](#)

<sup>3</sup> Displays the Ethical-Dynamical Ratio calculated according to standard criteria. The maximum value is 100. For more information visit [EDA](#)

## iShares MSCI W.Cons.Disc.Sec.ESG UE / IE00BJ5JP212 / A2PHCG / BlackRock AM (IE)

### Investment strategy

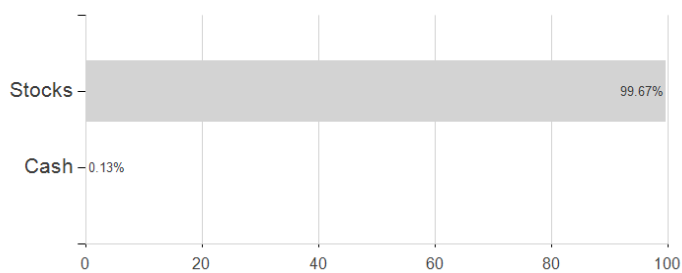
The Index measures the performance of companies included in the MSCI World Consumer Discretionary Index ( "Parent Index") and excludes issuers based on the index provider's environmental, social and governance (ESG) exclusionary criteria as described in the prospectus. Issuers may be excluded if they are involved in controversial weapons, nuclear weapons, civilian firearms, tobacco, thermal coal, oil sands, conventional weapons and companies that are classified as violating United Nations Global Compact principles. The Index also excludes companies based on their involvement in very severe ESG related controversies. The remaining companies are weighted using an optimisation process which aims to reduce the carbon emissions intensity and potential emissions, increase the ESG score and minimise the tracking error, relative to the Parent Index. The Parent Index measures the performance of large and mid capitalisation stocks across developed market countries which comply with MSCI's size, liquidity and free-float criteria that are within the Global Industry Classification Standard (GICS) consumer discretionary sector as described in the prospectus.

### Investment goal

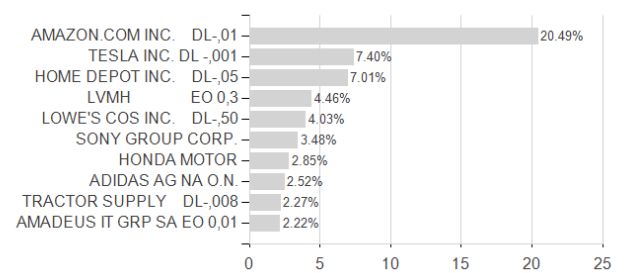
The Share Class is a share class of a Fund which aims to achieve a return on your investment, through a combination of capital growth and income on the Fund's assets, which reflects the return of the MSCI World Consumer Discretionary Index, the Fund's benchmark index (Index). The Share Class, via the Fund, is passively managed and aims to invest in equity securities (e.g. shares) that, so far as possible and practicable, make up the Index.

### Assessment Structure

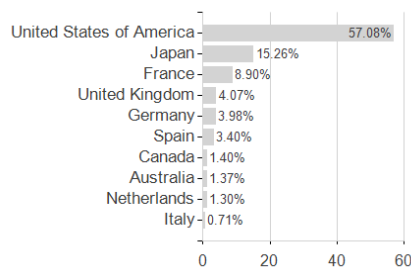
#### Assets



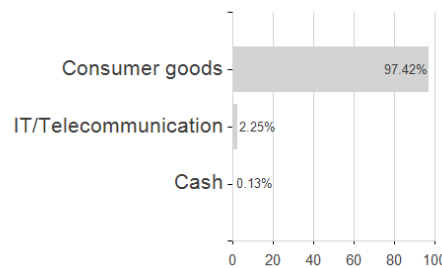
#### Largest positions



#### Countries



#### Branches



#### Currencies

