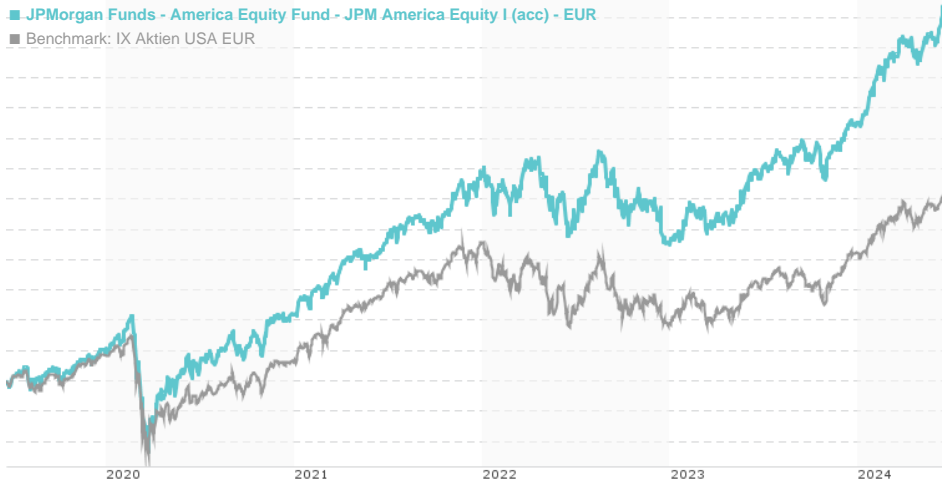


JPMorgan Funds - America Equity Fund - JPM America Equity I (acc) - EUR / LU1734444273 / A2H9KC / JPMorgan

Last 06/20/2024 <sup>1</sup>	Country	Branch	Type of yield	Type
239.62 EUR	United States of America	Mixed Sectors	reinvestment	Equity Fund



Risk key figures

SRI	1	2	3	4	5	6	7
Mountain-View Funds Rating <sup>2</sup>							EDA <sup>3</sup>
							70

Yearly Performance

2023	+27.74%
2022	-13.44%
2021	+37.27%
2020	+11.73%
2019	+31.51%

Master data		Conditions		Other figures	
Fund type	Single fund	Issue surcharge	0.00%	Minimum investment	USD 10,000,000.00
Category	Equity	Planned administr. fee	0.00%	Savings plan	-
Sub category	Mixed Sectors	Deposit fees	0.00%	UCITS / OGAW	Yes
Fund domicile	Luxembourg	Redemption charge	0.00%	Performance fee	0.00%
Tranch volume	(06/20/2024) USD 318.58 mill.	Ongoing charges	-	Redeployment fee	0.00%
Total volume	(06/20/2024) USD 7,052.16 mill.	<b>Dividends</b>		<b>Investment company</b>	
Launch date	9/17/2018	JPMorgan AM (EU) PO Box 275, 2012, Luxembourg Luxembourg <a href="https://www.jpmorganassetmanagement.de">https://www.jpmorganassetmanagement.de</a>			
KEST report funds	Yes				
Business year start	01.07.				
Sustainability type	-				
Fund manager	Jonathan Simon, Timothy Parton				

Performance	1M	6M	YTD	1Y	2Y	3Y	5Y	Since start
Performance	+5.30%	+21.27%	+21.88%	+33.94%	+50.65%	+57.46%	+124.72%	+139.62%
Performance p.a.	-	-	-	+33.83%	+22.74%	+16.34%	+17.56%	+16.38%
Sharpe ratio	9.99	3.98	4.42	2.76	1.31	0.81	0.75	0.70
Volatility	8.00%	10.94%	11.13%	10.97%	14.60%	15.59%	18.47%	18.22%
Worst month	-	-2.38%	-2.38%	-4.14%	-7.46%	-7.46%	-12.90%	-12.90%
Best month	-	7.12%	7.12%	7.12%	11.80%	11.80%	14.86%	14.86%
Maximum loss	-1.87%	-4.14%	-4.14%	-7.41%	-17.49%	-17.49%	-36.92%	-

Distribution permission

Austria, Germany, Switzerland

<sup>1</sup> Important note on update status: The displayed date refers exclusively to the calculation of the NAV.

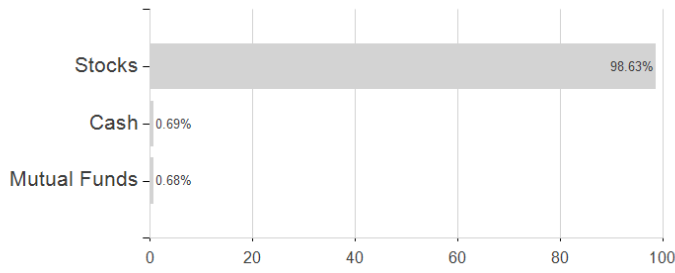
**JPMorgan Funds - America Equity Fund - JPM America Equity I (acc) - EUR / LU1734444273 / A2H9KC / JPMorgan**

2 The Mountain-View Data Fund Rating calculates a comparative ranking for funds using yield, volatility and trend data. For more information visit [MVD Funds Rating](#)

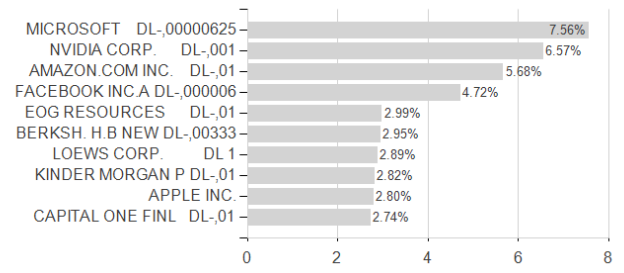
3 Displays the Ethical-Dynamical Ratio calculated according to standard criteria. The maximum value is 100. For more information visit [EDA](#)

**Assessment Structure**

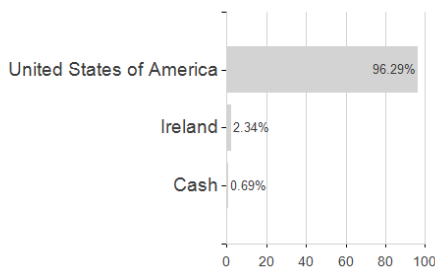
**Assets**



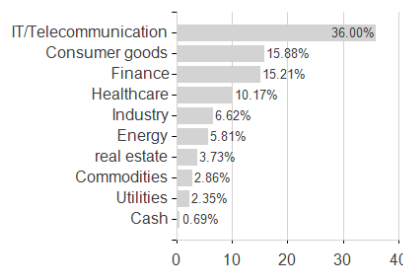
**Largest positions**



**Countries**



**Branches**



**Currencies**

