

Oddo BHF Artificial Intellig.CI EUR / LU1833932434 / A2PD0B / ODDO BHF AM SAS

Last 06/19/2024 ¹	Region	Branch	Type of yield	Type
2040.19 EUR	Worldwide	Sector Technology	reinvestment	Equity Fund



Risk key figures

SRI	1	2	3	4	5	6	7	
Mountain-View Funds Rating ²							EDA ³	79

Yearly Performance

2023	+41.67%
2022	-27.22%
2021	+19.16%
2020	+12.28%
2019	+26.05%

Master data		Conditions		Other figures	
Fund type	Single fund	Issue surcharge	2.00%	Minimum investment	EUR 250,000.00
Category	Equity	Planned administr. fee	0.00%	Savings plan	-
Sub category	Sector Technology	Deposit fees	0.05%	UCITS / OGAW	Yes
Fund domicile	Luxembourg	Redemption charge	0.00%	Performance fee	20.00%
Tranch volume	(06/19/2024) EUR 36.45 mill.	Ongoing charges	-	Redeployment fee	0.00%
Total volume	(06/19/2024) EUR 548.34 mill.	Dividends		Investment company	
Launch date	1/14/2019	ODDO BHF AM SAS			
KESt report funds	No	12 Bd de la Madeleine, 75440, Paris Cedex 09			
Business year start	01.11.	France			
Sustainability type	Ethics/ecology	www.am.oddobhf.com			
Fund manager	Brice PRUNAS, Maxence RADJABI				

Performance	1M	6M	YTD	1Y	2Y	3Y	5Y	Since start
Performance	+4.13%	+16.04%	+16.32%	+29.37%	+57.22%	+28.80%	+84.09%	+102.29%
Performance p.a.	-	-	-	+29.28%	+25.39%	+8.81%	+12.97%	+13.85%
Sharpe ratio	4.19	1.95	2.14	1.53	1.03	0.22	0.41	0.46
Volatility	14.98%	15.96%	16.33%	16.76%	21.06%	23.10%	22.84%	22.30%
Worst month	-	-3.37%	-3.37%	-3.37%	-9.45%	-9.45%	-11.44%	-11.44%
Best month	-	7.93%	7.93%	10.38%	16.06%	16.06%	16.06%	16.06%
Maximum loss	-3.98%	-6.98%	-6.98%	-8.32%	-21.90%	-31.15%	-31.15%	-

Distribution permission

Austria, Germany, Switzerland

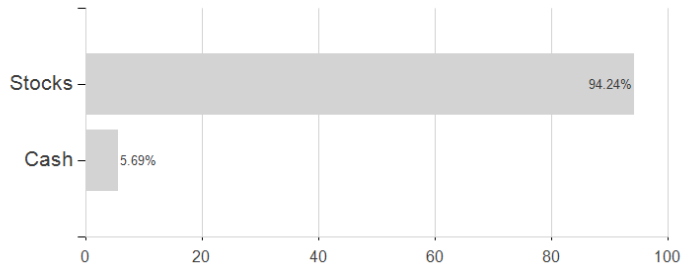
¹ Important note on update status: The displayed date refers exclusively to the calculation of the NAV.
² The Mountain-View Data Fund Rating calculates a comparative ranking for funds using yield, volatility and trend data. For more information visit [MVD Funds Rating](#)

Oddo BHF Artificial Intellig.CI EUR / LU1833932434 / A2PD0B / ODDO BHF AM SAS

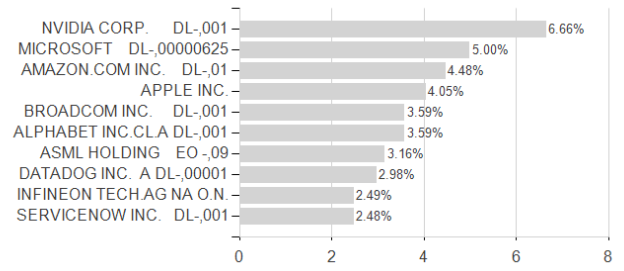
3 Displays the Ethical-Dynamical Ratio calculated according to standard criteria. The maximum value is 100. For more information visit [EDA](#)

Assessment Structure

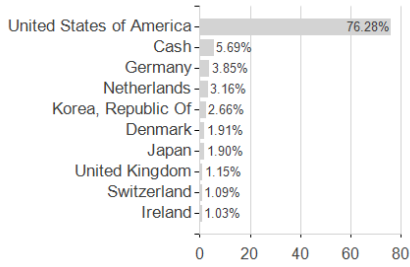
Assets



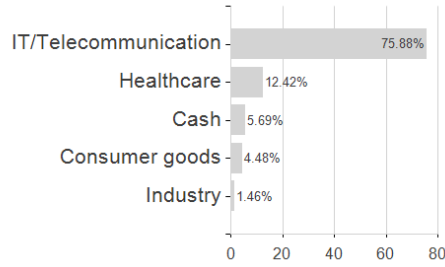
Largest positions



Countries



Branches



Currencies

