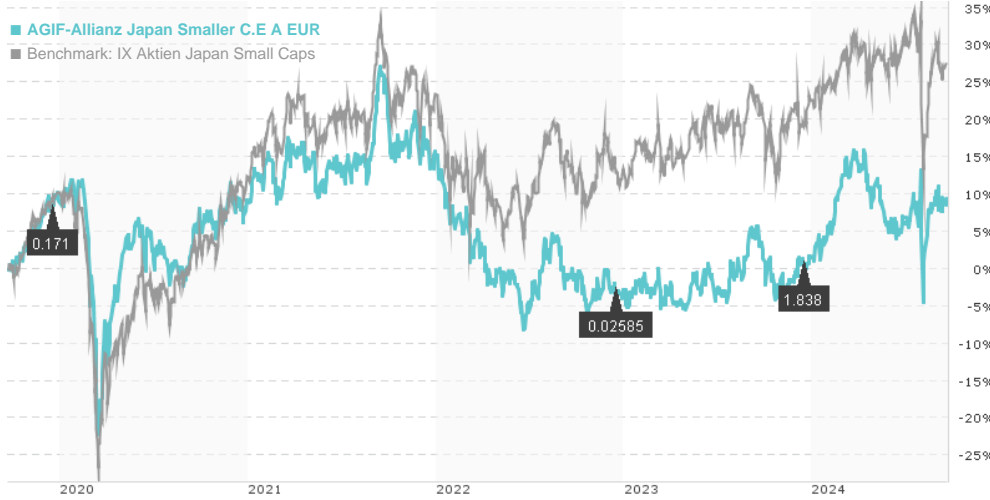


AGIF-Allianz Japan Smaller C.E A EUR / LU1941710565 / A2PDSV / Allianz GI.Investors

Last 09/20/2024 ¹	Country	Branch	Type of yield	Type
113.76 EUR	Japan	Mixed Sectors	paying dividend	Equity Fund



Risk key figures

SRI	1	2	3	4	5	6	7
Mountain-View Funds Rating ²	EDA ³						
	78						

Yearly Performance

2023	+4.66%
2022	-15.55%
2021	+5.51%
2020	+0.03%
2019	+22.79%

Master data		Conditions		Other figures	
Fund type	Single fund	Issue surcharge	5.00%	Minimum investment	UNT 0
Category	Equity	Planned administr. fee	0.00%	Savings plan	-
Sub category	Mixed Sectors	Deposit fees	0.00%	UCITS / OGAW	Yes
Fund domicile	Luxembourg	Redemption charge	0.00%	Performance fee	0.00%
Tranch volume	(09/20/2024) EUR 16.26 mill.	Ongoing charges	-	Redeployment fee	0.00%
Total volume	(09/20/2024) EUR 52.63 mill.	Dividends		Investment company	
Launch date	7/11/2019	15.12.2023	1.84 EUR	Allianz GI.Investors	
KESt report funds	Yes	15.12.2022	0.03 EUR	Bockenheimer Landstraße 42-44, 60323, Frankfurt am Main	
Business year start	01.10.	16.12.2019	0.17 EUR	Germany	
Sustainability type	-			https://www.allianzgi.com	
Fund manager	Nakatsuka Koji				

Performance	1M	6M	YTD	1Y	2Y	3Y	5Y	Since start
Performance	+0.64%	-4.73%	+7.46%	+5.13%	+10.67%	-13.16%	+10.72%	+43.36%
Performance p.a.	-	-	-	+5.12%	+5.19%	-4.59%	+2.06%	+1.48%
Sharpe ratio	0.29	-0.54	0.35	0.09	0.11	-0.49	-0.08	-0.10
Volatility	14.87%	23.26%	20.54%	19.18%	16.34%	16.32%	16.83%	19.69%
Worst month	-	-4.66%	-4.66%	-5.01%	-5.43%	-6.69%	-12.31%	-18.26%
Best month	-	6.01%	6.87%	6.87%	6.87%	7.68%	10.13%	30.97%
Maximum loss	-2.97%	-17.56%	-17.56%	-17.56%	-17.56%	-27.08%	-30.57%	-

Distribution permission

Austria, Germany, Luxembourg, Czech Republic

¹ Important note on update status: The displayed date refers exclusively to the calculation of the NAV.

² The Mountain-View Data Fund Rating calculates a comparative ranking for funds using yield, volatility and trend data. For more information visit [MVD Funds Rating](#)

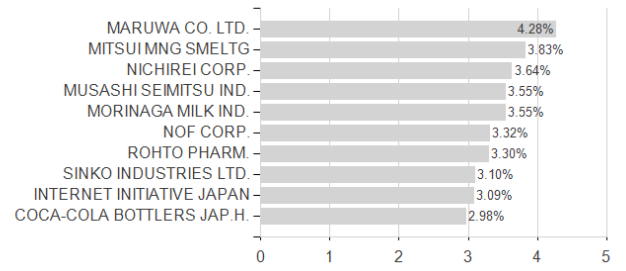
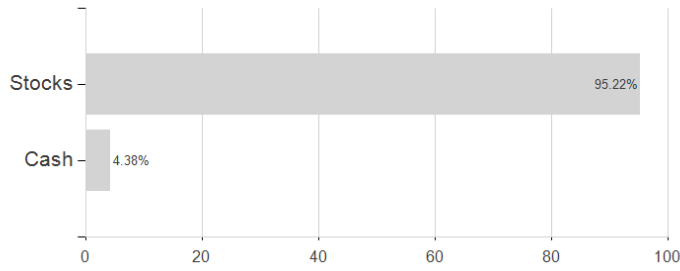
³ Displays the Ethical-Dynamical Ratio calculated according to standard criteria. The maximum value is 100. For more information visit [EDA](#)

AGIF-Allianz Japan Smaller C.E A EUR / LU1941710565 / A2PDSV / Allianz GI.Investors

Assessment Structure

Assets

Largest positions



Countries

Branches

Currencies

