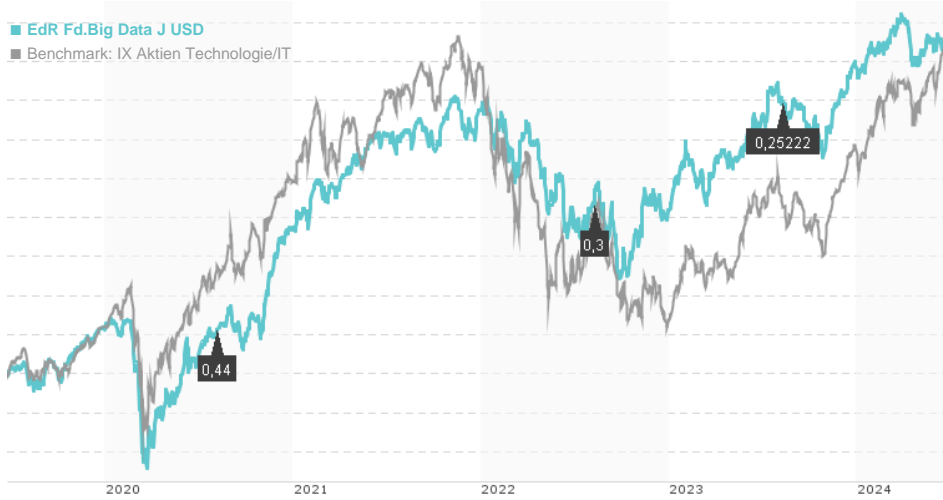


EdR Fd.Big Data J USD / LU1904152284 / A2PJCY / E.d.Roth. AM (LU)

Last 06/21/2024 <sup>1</sup>	Region	Branch	Type of yield	Type
177.13 USD	Worldwide	Sector Technology	paying dividend	Equity Fund



Risk key figures

SRI	1	2	3	4	5	6	7	
Mountain-View Funds Rating <sup>2</sup>							EDA <sup>3</sup>	77

Yearly Performance

2023	+26.55%
2022	-15.47%
2021	+21.61%
2020	+23.16%

Master data		Conditions		Other figures	
Fund type	Single fund	Issue surcharge	0.00%	Minimum investment	EUR 500,000.00
Category	Equity	Planned administr. fee	0.00%	Savings plan	-
Sub category	Sector Technology	Deposit fees	0.30%	UCITS / OGAW	Yes
Fund domicile	Luxembourg	Redemption charge	0.00%	Performance fee	10.00%
Tranch volume	(06/21/2024) EUR 18.37 mill.	Ongoing charges	-	Redeployment fee	0.00%
Total volume	(06/21/2024) EUR 2,036.51 mill.	<b>Dividends</b>		<b>Investment company</b>	
Launch date	4/23/2019	09.08.2023	0.25 USD	E.d.Roth. AM (LU)	
KEST report funds	Yes	09.08.2022	0.30 USD	7 Princes Street, EC2R8AQ, London	
Business year start	01.04.	04.08.2020	0.44 USD	United Kingdom	
Sustainability type	-	http://www.daltonsp.com			
Fund manager	Jacques-Aurélien MARCIREAU, Xiadong BAO				

Performance	1M	6M	YTD	1Y	2Y	3Y	5Y	Since start
Performance	-0.38%	+4.39%	+3.40%	+13.66%	+33.40%	+16.27%	+83.26%	+82.92%
Performance p.a.	-	-	-	+13.62%	+15.48%	+5.15%	+12.86%	+12.50%
Sharpe ratio	-0.86	0.54	0.38	0.93	0.78	0.09	0.50	0.48
Volatility	9.41%	9.76%	9.87%	10.69%	15.20%	15.64%	18.36%	18.26%
Worst month	-	-6.74%	-6.74%	-6.74%	-9.31%	-9.31%	-15.84%	-15.84%
Best month	-	4.62%	4.62%	8.83%	9.33%	9.33%	18.08%	18.08%
Maximum loss	-2.31%	-6.74%	-6.74%	-11.00%	-16.58%	-27.28%	-33.61%	-

Distribution permission

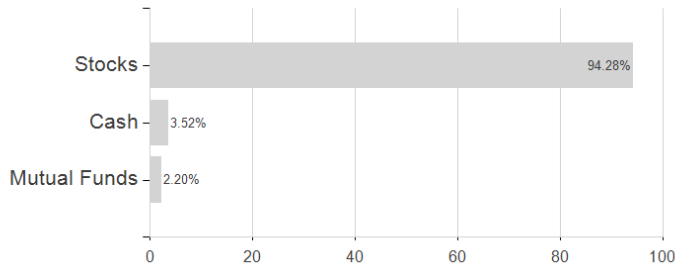
Austria, Germany, Switzerland

1 Important note on update status: The displayed date refers exclusively to the calculation of the NAV.  
 2 The Mountain-View Data Fund Rating calculates a comparative ranking for funds using yield, volatility and trend data. For more information visit [MVD Funds Rating](#)  
 3 Displays the Ethical-Dynamical Ratio calculated according to standard criteria. The maximum value is 100. For more information visit [EDA](#)

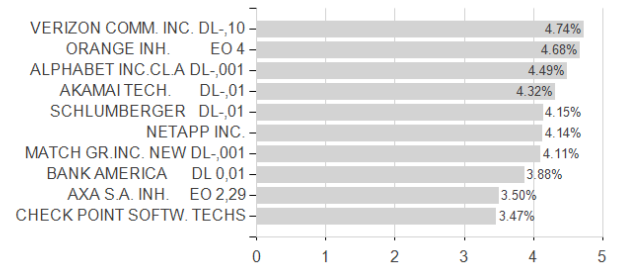
**EdR Fd.Big Data J USD / LU1904152284 / A2PJCY / E.d.Roth. AM (LU)**

**Assessment Structure**

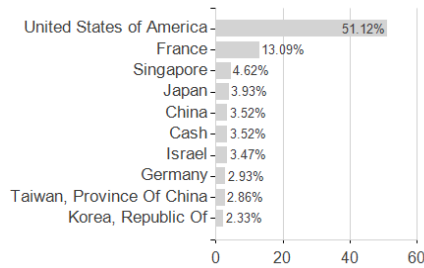
**Assets**



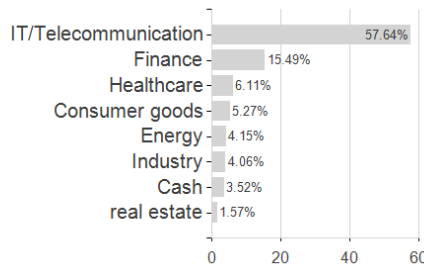
**Largest positions**



**Countries**



**Branches**



**Currencies**

