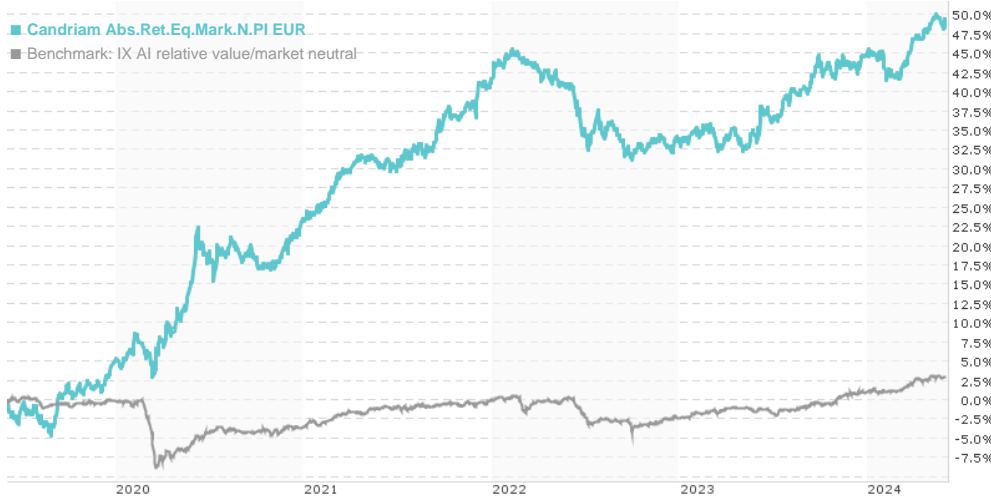


## Candriam Abs.Ret.Eq.Mark.N.PI EUR / LU1819523694 / A2PSXA / Candriam

Last 05/31/2024 <sup>1</sup>	Region	Branch	Type of yield	Type
2115.50 EUR	Worldwide	AI Hedgefonds Single Strategy	reinvestment	Alternative Investm.

■ Candriam Abs.Ret.Eq.Mark.N.PI EUR  
■ Benchmark: IX AI relative value/market neutral



## Risk key figures

SRI 1 2 3 4 5 6 7

Mountain-View Funds Rating<sup>2</sup> EDA<sup>3</sup>

-

## Yearly Performance

2023	+8.48%
2022	-5.65%
2021	+14.79%
2020	+17.18%
2019	-0.74%

Master data		Conditions		Other figures	
Fund type	Single fund	Issue surcharge	5.00%	Minimum investment	EUR 1,000,000.00
Category	Alternative Investments	Planned administr. fee	0.00%	Savings plan	-
Sub category	AI Hedgefonds Single Strategy	Deposit fees	0.05%	UCITS / OGAW	Yes
Fund domicile	Luxembourg	Redemption charge	0.00%	Performance fee	10.00%
Tranch volume	(05/31/2024) EUR 17.57 mill.	Ongoing charges	-	Redeployment fee	0.00%
Total volume	(05/31/2024) EUR 490.40 mill.	Dividends		Investment company	
Launch date	1/31/2019	Candriam			
KESt report funds	Yes	19-21 route d'Arlon, 8009, Strassen			
Business year start	01.04.	Luxembourg			
Sustainability type	-	www.candriam.com			
Fund manager	Terraz, Rose,Vermont, De Gendre				

Performance	1M	6M	YTD	1Y	2Y	3Y	5Y	Since start
Performance	+0.89%	+4.47%	+3.21%	+12.05%	+6.51%	+14.58%	+52.30%	+41.03%
Performance p.a.	-	-	-	+12.02%	+3.20%	+4.64%	+8.77%	+6.66%
Sharpe ratio	2.01	1.13	0.91	1.57	-0.11	0.16	0.82	0.47
Volatility	3.60%	4.77%	4.61%	5.28%	5.41%	5.26%	6.06%	6.07%
Worst month	-	-1.57%	-1.57%	-1.57%	-3.92%	-3.92%	-5.31%	-5.31%
Best month	-	3.22%	3.22%	3.22%	3.22%	3.51%	5.54%	5.54%
Maximum loss	-1.22%	-2.82%	-2.82%	-2.82%	-7.03%	-9.87%	-9.87%	-

## Distribution permission

Austria, Germany, Switzerland, Luxembourg

<sup>1</sup> Important note on update status: The displayed date refers exclusively to the calculation of the NAV.

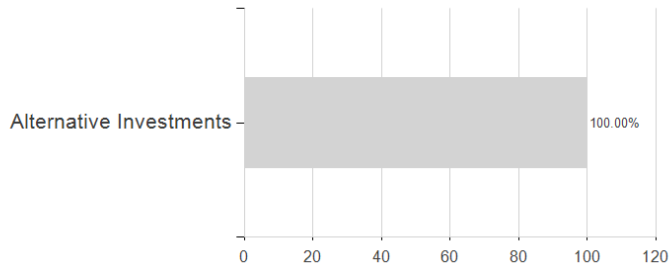
<sup>2</sup> The Mountain-View Data Fund Rating calculates a comparative ranking for funds using yield, volatility and trend data. For more information visit [MVD Funds Rating](#)

<sup>3</sup> Displays the Ethical-Dynamical Ratio calculated according to standard criteria. The maximum value is 100. For more information visit [EDA](#)

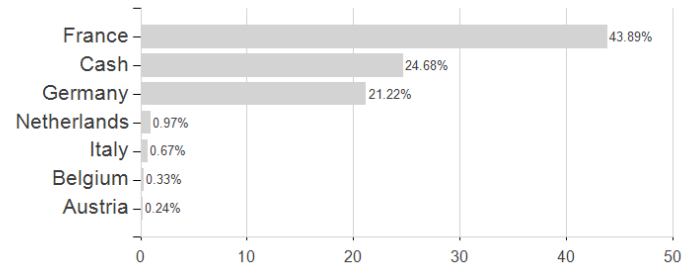
**Candriam Abs.Ret.Eq.Mark.N.PI EUR / LU1819523694 / A2PSXA / Candriam**

**Assessment Structure**

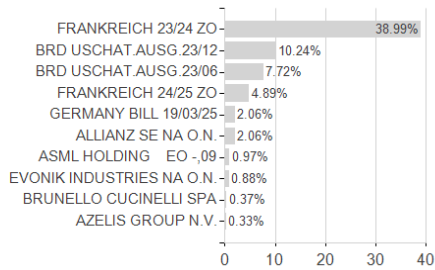
**Assets**



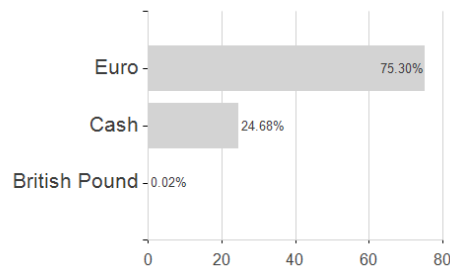
**Countries**



**Largest positions**



**Currencies**



**Branches**

