

Amundi MSCI Turkey UE Acc / LU1900067601 / LYX02F / Amundi Asset Mgmt.

Last 05/09/2024 ¹	Country	Branch	Type of yield	Type
51.25 EUR	Turkey	ETF Stocks	reinvestment	Alternative Investm.

■ Amundi MSCI Turkey UE Acc
■ Benchmark: IX ETF Aktien Türkei



Risk key figures

SRI 1 2 3 4 5 6 7

Mountain-View Funds Rating²

▲ ▲ ▲ ▲ ▲ ▲

EDA³

-

Yearly Performance

2023	-8.00%
2022	+104.39%
2021	-22.01%
2020	-16.98%
2019	+12.25%

Master data		Conditions		Other figures	
Fund type	Single fund	Issue surcharge	0.00%	Minimum investment	UNT 1
Category	Equity	Planned administr. fee	0.00%	Savings plan	Yes
Sub category	ETF Stocks	Deposit fees	0.00%	UCITS / OGAW	Yes
Fund domicile	Luxembourg	Redemption charge	0.00%	Performance fee	0.00%
Tranch volume	(05/09/2024) EUR 96.13 mill.	Ongoing charges	-	Redeployment fee	0.00%
Total volume	(07/05/2023) EUR 56.00 mill.	Dividends		Investment company	
Launch date	3/14/2019	Amundi Asset Mgmt.			
KESr report funds	Yes	90 boulevard Pasteur, 75015, Paris			
Business year start	01.01.	France			
Sustainability type	-	www.amundi.fr/			
Fund manager	-				

Performance	1M	6M	YTD	1Y	2Y	3Y	5Y	Since start
Performance	+7.30%	+30.31%	+38.46%	+51.79%	+103.71%	+136.94%	+123.81%	+54.79%
Performance p.a.	-	-	-	+51.62%	+42.66%	+33.31%	+17.46%	+2.49%
Sharpe ratio	7.33	2.71	6.28	1.52	1.11	0.75	0.37	-0.04
Volatility	17.99%	24.61%	23.76%	31.67%	34.97%	39.38%	37.30%	34.83%
Worst month	-	-7.38%	-7.38%	-12.72%	-12.72%	-12.72%	-19.02%	-28.80%
Best month	-	15.58%	15.58%	18.11%	24.46%	24.46%	24.46%	33.65%
Maximum loss	-3.09%	-11.34%	-10.28%	-18.51%	-23.27%	-32.13%	-50.27%	-

Distribution permission

Austria, Germany, Switzerland, Luxembourg

¹ Important note on update status: The displayed date refers exclusively to the calculation of the NAV.

² The Mountain-View Data Fund Rating calculates a comparative ranking for funds using yield, volatility and trend data. For more information visit [MVD Funds Rating](#)

³ Displays the Ethical-Dynamical Ratio calculated according to standard criteria. The maximum value is 100. For more information visit [EDA](#)

Amundi MSCI Turkey UE Acc / LU1900067601 / LYX02F / Amundi Asset Mgmt.

Investment strategy

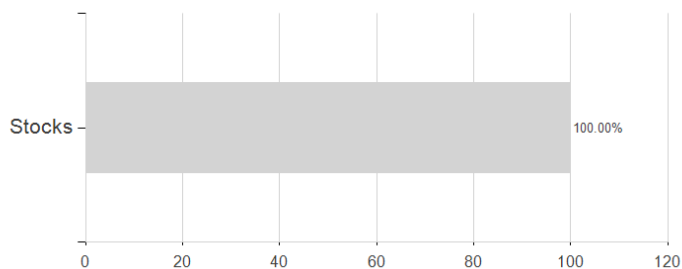
MSCI's website (www.msci.com) contains more detailed information about the MSCI indexes. The Benchmark Index is a net total return index. A net total return index calculates the performance of the index constituents on the basis that any dividends or distributions are included in the index returns after withholding tax retention. The Fund seeks to achieve its objective via indirect replication by entering into an over-the-counter swap contract (financial derivative instrument, the "FDI"). The Fund may also invest in a diversified portfolio of international equities, whose performance will be exchanged against the performance of the benchmark Index via the FDI.

Investment goal

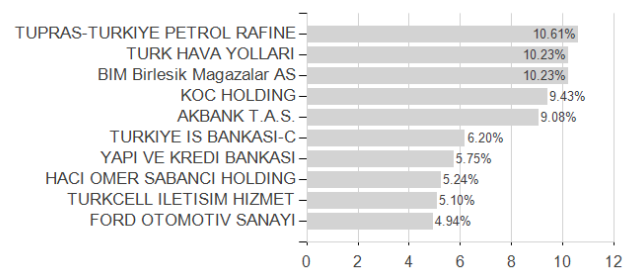
The Fund is an index-tracking UCITS passively managed. The investment objective is to track both the upward and the downward evolution of the MSCI Turkey Net Total Return Index (Net dividends reinvested) (the Benchmark Index") denominated in US dollars (USD) and representative of the Turkish stock market and to minimize the tracking error between the Fund's performance and the performance of the Benchmark Index.

Assessment Structure

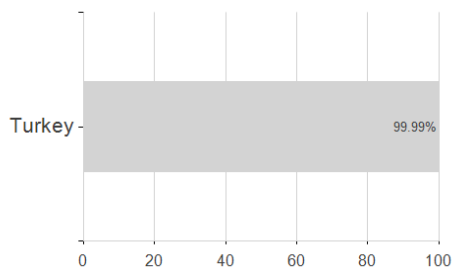
Assets



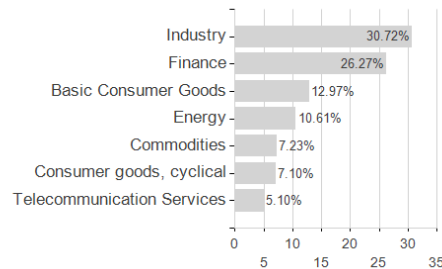
Largest positions



Countries



Branches



Currencies

