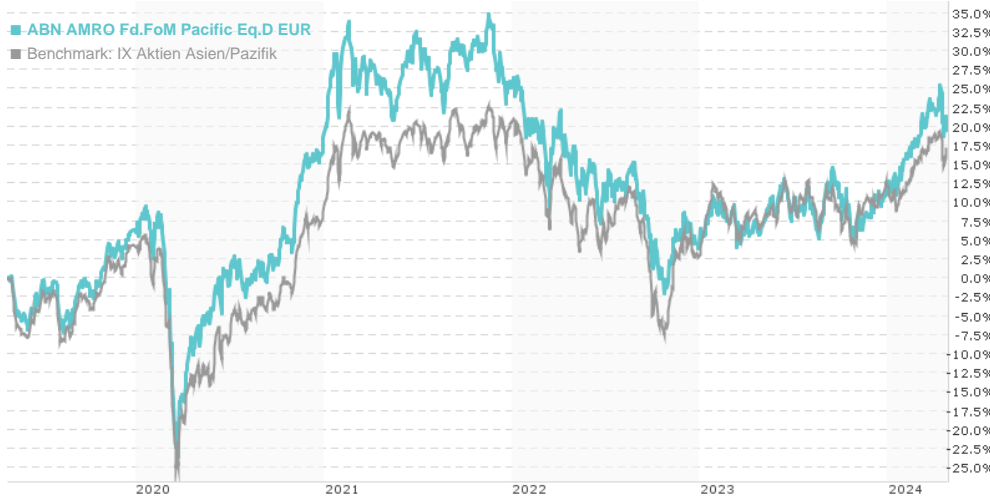


ABN AMRO Fd.FoM Pacific Eq.D EUR / LU1670611844 / A2JBC7 / ABN AMRO Inv. Sol.

Last 04/25/2024 ¹	Region	Branch	Type of yield	Type
114.50 EUR	Asia/Pacific	Mixed Sectors	reinvestment	Equity Fund

■ ABN AMRO Fd.FoM Pacific Eq.D EUR
■ Benchmark: IX Aktien Asien/Pazifik



Risk key figures

SRI 1 2 3 4 5 6 7

Mountain-View Funds Rating²

EDA³

▲ ▲ ▲ ▲ ▲ ▲

Yearly Performance

2023	+7.78%
2022	-16.65%
2021	+5.23%
2020	+12.39%
2019	+22.41%

Master data		Conditions		Other figures	
Fund type	Single fund	Issue surcharge	5.00%	Minimum investment	EUR 5,000.00
Category	Equity	Planned administr. fee	0.00%	Savings plan	-
Sub category	Mixed Sectors	Deposit fees	0.00%	UCITS / OGAW	Yes
Fund domicile	Luxembourg	Redemption charge	1.00%	Performance fee	0.00%
Tranch volume	(04/25/2024) EUR 1.27 mill.	Ongoing charges	-	Redeployment fee	0.00%
Total volume	-	Dividends		Investment company	
Launch date	1/16/2018			ABN AMRO Inv. Sol.	
KESr report funds	No				
Business year start	01.01.				
Sustainability type	-				
Fund manager	-				

<https://www.abnamroinvestmentsolutions.com>

Performance	1M	6M	YTD	1Y	2Y	3Y	5Y	Since start
Performance	-2.17%	+11.99%	+6.08%	+12.06%	+5.22%	-5.27%	+19.44%	+14.50%
Performance p.a.	-	-	-	+12.03%	+2.57%	-1.79%	+3.61%	+2.18%
Sharpe ratio	-1.72	1.74	1.32	0.67	-0.09	-0.40	-0.02	-0.11
Volatility	15.47%	12.42%	12.80%	12.22%	14.11%	14.14%	15.17%	14.83%
Worst month	-	-4.74%	-2.54%	-4.74%	-9.91%	-9.91%	-12.63%	-12.63%
Best month	-	3.85%	3.85%	3.85%	9.19%	9.19%	10.81%	10.81%
Maximum loss	-5.28%	-5.28%	-5.28%	-7.93%	-16.56%	-27.27%	-30.13%	-

¹ Important note on update status: The displayed date refers exclusively to the calculation of the NAV.

² The Mountain-View Data Fund Rating calculates a comparative ranking for funds using yield, volatility and trend data. For more information visit [MVD Funds Rating](#)

³ Displays the Ethical-Dynamical Ratio calculated according to standard criteria. The maximum value is 100. For more information visit [EDA](#)

ABN AMRO Fd.FoM Pacific Eq.D EUR / LU1670611844 / A2JBC7 / ABN AMRO Inv. Sol.

Investment strategy

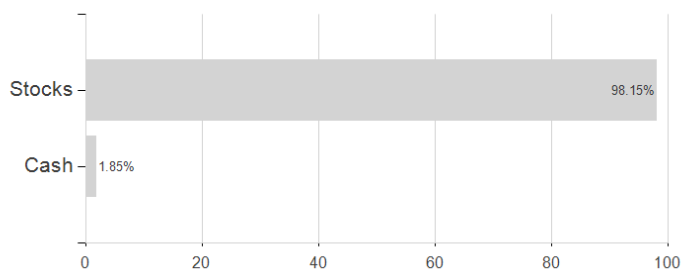
The Fund seeks to increase the value of its assets over the long term by investing predominantly in transferable equity securities such as equities, other equity shares such as co-operative shares and participation certificates issued by, or warrants on transferable equity securities of, companies which are domiciled in or exercise the predominant part of their economic activity in the Asia Pacific region. This Fund is actively managed and is compared to the MSCI Pacific TR Net for performance and risk level indicator purposes. However, the reference to this index does not constitute any objective or limitation in the management and composition of the portfolio and the Fund does not restrain its universe to the index components. Therefore returns may deviate materially from the performance of the reference index. Choice of the underlying strategies and composition of the portfolio are not defined or restricted by the components of the index. The manager will not seek to limit the level of deviation of the portfolio in regards to the index but due to the Fund combining multiple active strategies on a discretionary basis, the risk and return profile of the Fund will be comparable to the index. The expected return of deviation between the fund and the benchmark (the tracking error) of the Fund will be moderate. Moreover, the minimum ownership in equity securities will be of 75% of the Fund's net assets. The base currency of the Fund is USD. Income is systematically reinvested. Investors are able to redeem on a daily basis (on Luxembourg bank business days).

Investment goal

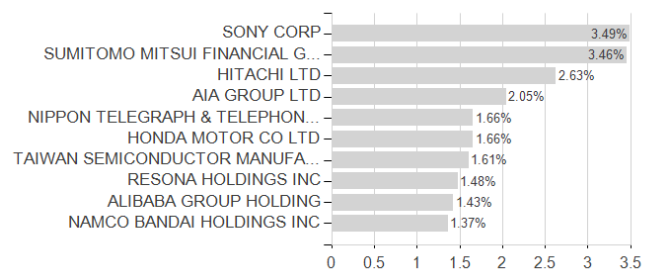
Fund of Mandates Pacific Equities belongs to the category of Fund of Mandates.

Assessment Structure

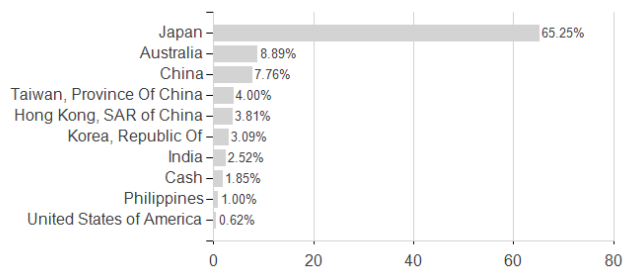
Assets



Largest positions



Countries



Branches

