

Robeco High Yield Bonds 0EH EUR / LU0606904307 / A1JS0Q / Robeco Inst. AM

| Last 05/23/2024 ¹ | Region | Branch | Type of yield | Type |
|------------------------------|-----------|-----------------|-----------------|-------------------|
| 79.34 EUR | Worldwide | Corporate Bonds | paying dividend | Fixed-Income Fund |



Risk key figures

SRI 1 2 3 4 5 6 7

Mountain-View Funds Rating² EDA³

76

Yearly Performance

| | |
|------|---------|
| 2023 | +8.53% |
| 2022 | -10.73% |
| 2021 | +2.37% |
| 2020 | +2.65% |
| 2019 | +7.91% |

| Master data | | Conditions | | Other figures | |
|---------------------|--|------------------------|------------|---|-------|
| Fund type | Single fund | Issue surcharge | 3.00% | Minimum investment | UNT 1 |
| Category | Bonds | Planned administr. fee | 0.00% | Savings plan | - |
| Sub category | Corporate Bonds | Deposit fees | 0.00% | UCITS / OGAW | Yes |
| Fund domicile | Luxembourg | Redemption charge | 0.00% | Performance fee | 0.00% |
| Tranch volume | - | Ongoing charges | - | Redeployment fee | 0.00% |
| Total volume | (05/23/2024) EUR 6,466.46 mill. | Dividends | | Investment company | |
| Launch date | 3/21/2011 | 17.04.2024 | 3.13 EUR | Robeco Inst. AM Weena 850, 3014, Rotterdam Netherlands https://www.robeco.com | |
| KESr report funds | No | 19.04.2023 | 3.03 EUR | | |
| Business year start | 01.01. | 20.04.2022 | 2.50 EUR | | |
| Sustainability type | - | 21.04.2021 | 2.91 EUR | | |
| Fund manager | Sander Bus, Roeland Moraal, Christiaan Lever, Daniel de Koning | | 22.04.2020 | 3.46 EUR | |

| Performance | 1M | 6M | YTD | 1Y | 2Y | 3Y | 5Y | Since start |
|------------------|--------|--------|--------|--------|--------|---------|---------|-------------|
| Performance | +0.88% | +4.28% | +0.70% | +6.58% | +7.77% | -0.99% | +6.08% | +33.34% |
| Performance p.a. | - | - | - | +6.56% | +3.81% | -0.33% | +1.19% | +2.21% |
| Sharpe ratio | 2.84 | 1.35 | -0.57 | 0.66 | 0.00 | -0.76 | -0.35 | -0.21 |
| Volatility | 2.61% | 3.85% | 3.54% | 4.17% | 6.23% | 5.49% | 7.57% | 7.85% |
| Worst month | - | -1.00% | -1.00% | -1.11% | -6.33% | -6.33% | -10.89% | -10.89% |
| Best month | - | 4.17% | 2.40% | 4.17% | 5.01% | 5.01% | 5.68% | 7.92% |
| Maximum loss | -0.33% | -1.81% | -1.81% | -3.15% | -8.44% | -15.54% | -21.62% | - |

Distribution permission

Austria, Germany, Switzerland, Luxembourg

¹ Important note on update status: The displayed date refers exclusively to the calculation of the NAV.

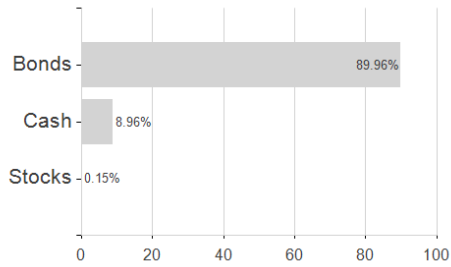
² The Mountain-View Data Fund Rating calculates a comparative ranking for funds using yield, volatility and trend data. For more information visit [MVD Funds Rating](#)

³ Displays the Ethical-Dynamical Ratio calculated according to standard criteria. The maximum value is 100. For more information visit [EDA](#)

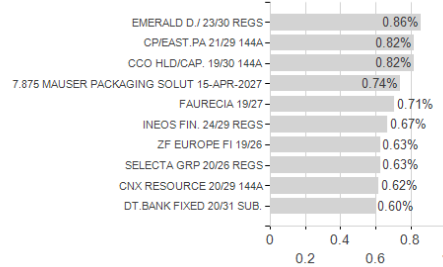
Robeco High Yield Bonds 0EH EUR / LU0606904307 / A1JS0Q / Robeco Inst. AM

Assessment Structure

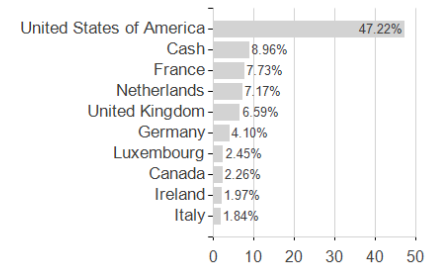
Assets



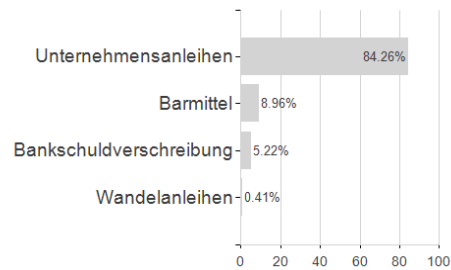
Largest positions



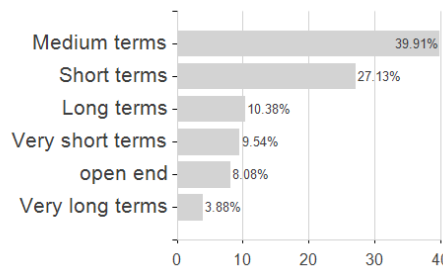
Countries



Issuer



Duration



Currencies

