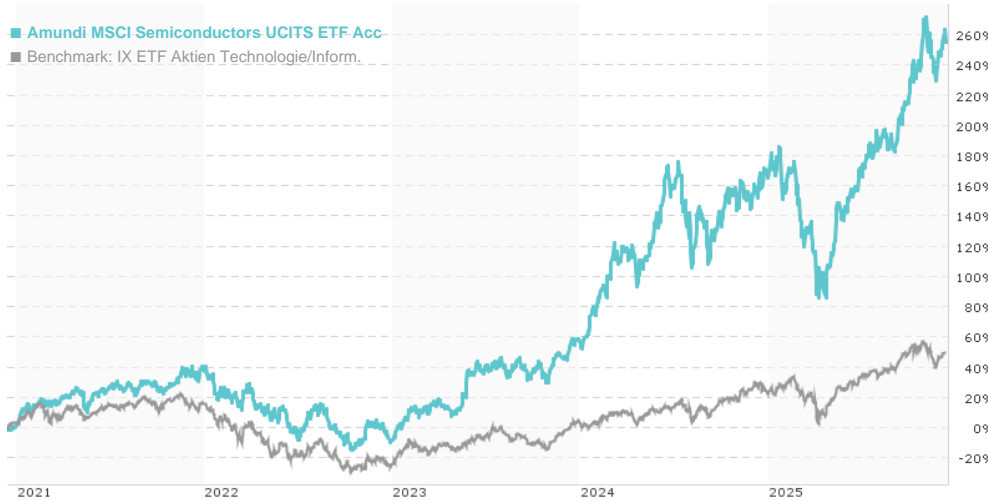


Amundi MSCI Semiconductors UCITS ETF Acc / LU1900066033 / LYX018 / Amundi Luxembourg

Last 12/11/2025 ¹	Region	Branch	Type of yield	Type
71.32 EUR	Worldwide	ETF Stocks	reinvestment	Alternative Investm.

■ Amundi MSCI Semiconductors UCITS ETF Acc
■ Benchmark: IX ETF Aktien Technologie/Inform.



Risk key figures

SRI 1 2 3 4 5 6 7

Mountain-View Funds Rating² EDA³

▲ ▲ ▲ ▲ ▲ ▲ 81

Yearly Performance

2024	+66.53%
2023	+72.01%
2022	-32.87%
2021	+34.15%
2020	+24.75%

Master data		Conditions		Other figures	
Fund type	Single fund	Issue surcharge	0.00%	Minimum investment	UNT 1
Category	ETF	Planned administr. fee	0.00%	Savings plan	-
Sub category	ETF Stocks	Deposit fees	0.00%	UCITS / OGAW	Yes
Fund domicile	Luxembourg	Redemption charge	0.00%	Performance fee	0.00%
Tranch volume	(12/11/2025) EUR 908.96 mill.	Ongoing charges	-	Redeployment fee	0.00%
Total volume	(12/11/2025) EUR 975.35 mill.	Dividends		Investment company	
Launch date	2/21/2019	Amundi Luxembourg			
KESr report funds	Yes	5 allée Scheffer, L-2520, Luxembourg			
Business year start	01.10.	Luxembourg			
Sustainability type	-	https://www.amundi.lu			
Fund manager	-				

Performance	1M	6M	YTD	1Y	2Y	3Y	5Y	Since start
Performance	+0.77%	+37.54%	+33.95%	+37.86%	+132.94%	+245.20%	+253.70%	+903.06%
Performance p.a.	-	-	-	+37.86%	+52.53%	+51.13%	+28.73%	+13.11%
Sharpe ratio	0.30	3.66	1.05	1.11	1.58	1.67	0.93	0.46
Volatility	26.19%	23.73%	32.59%	32.24%	31.90%	29.43%	28.54%	23.83%
Worst month	-	-5.14%	-14.88%	-14.88%	-14.88%	-14.88%	-15.75%	-15.75%
Best month	-	15.47%	17.04%	17.04%	17.04%	22.41%	22.41%	22.41%
Maximum loss	-7.55%	-11.27%	-34.87%	-34.87%	-34.87%	-34.87%	-39.40%	-

Distribution permission

Germany, Switzerland, Luxembourg

¹ Important note on update status: The displayed date refers exclusively to the calculation of the NAV.

² The Mountain-View Data Fund Rating calculates a comparative ranking for funds using yield, volatility and trend data. For more information visit [MVD Funds Rating](#)

³ Displays the Ethical-Dynamical Ratio calculated according to standard criteria. The maximum value is 100. For more information visit [EDA](#)

Amundi MSCI Semiconductors UCITS ETF Acc / LU1900066033 / LYX018 / Amundi Luxembourg

Investment strategy

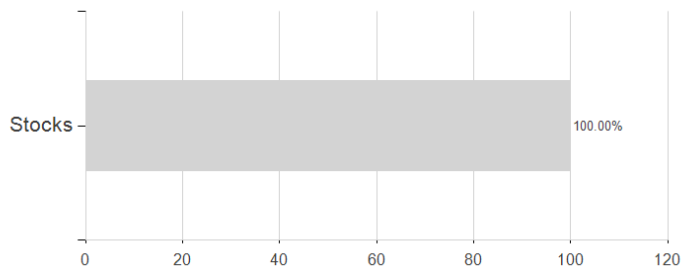
The Benchmark Index aims to represent the performance of a select set of companies from the semiconductors and semiconductor equipment industries that excludes companies which are Environmental, Social and Governance ("ESG") laggards based on an ESG rating. The Index methodology is constructed using a "Best-in-class approach": best ranked companies are selected to construct the Index. "Best-in-class" is an approach where leading or best-performing investments are selected within a universe, industry sector or class. It excludes companies falling behind on an ESG level, particularly on the basis of ESG ratings. Using such Best-in-class approach, the Index follows an extra-financial approach significantly engaging that permits the reduction by at least 20% of the initial investment universe (expressed in number of issuers). The ESG key issues include for instance, but are not limited to, water stress, carbon emissions, labor management or business ethics.

Investment goal

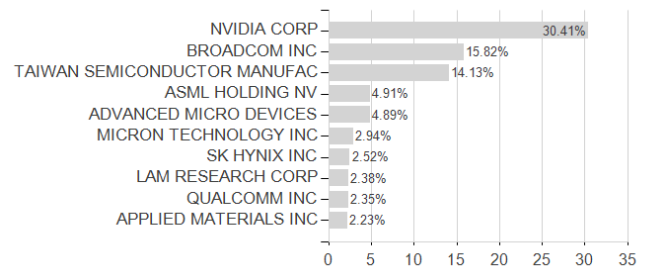
The Fund is an index-tracking UCITS passively managed. The investment objective of the Fund is to track both the upward and the downward evolution of MSCI ACWI IMI Semiconductors & Semiconductor Equipment Filtered Index (the "Benchmark Index") denominated in US Dollars, while minimizing the volatility of the difference between the return of the Fund and the return of the Benchmark Index (the Tracking Error").

Assessment Structure

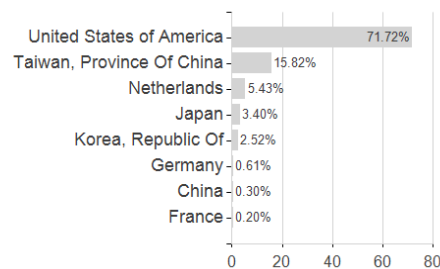
Assets



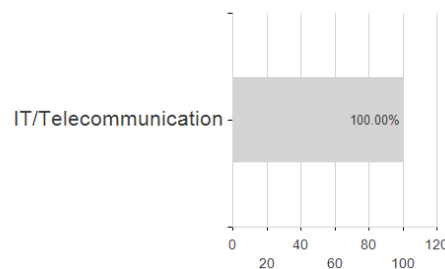
Largest positions



Countries



Branches



Currencies

