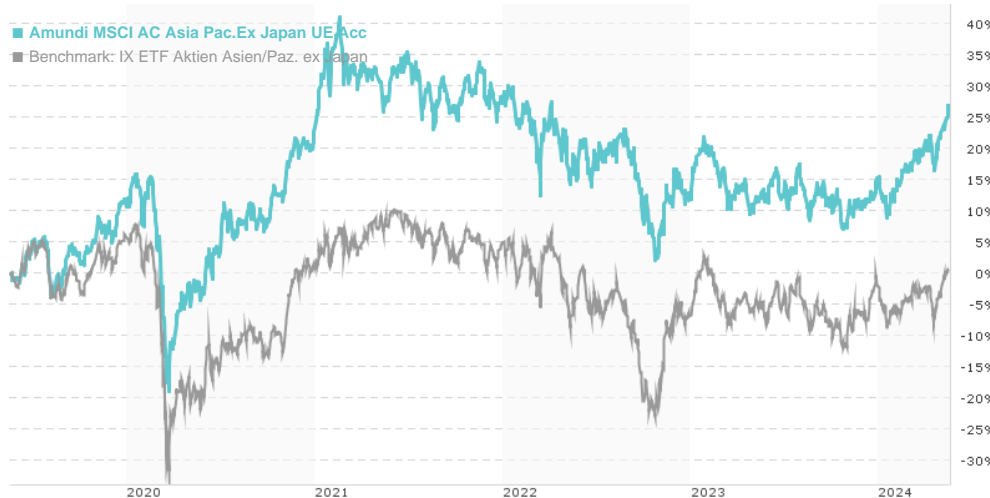


Amundi MSCI AC Asia Pac.Ex Japan UE Acc / LU1900068328 / LYX015 / Amundi Asset Mgmt.

Last 05/16/2024 ¹	Region	Branch	Type of yield	Type
65.86 EUR	Asia/Pacific ex Japan	ETF Stocks	reinvestment	Alternative Investm.



Risk key figures

SRI 1 2 3 4 5 6 7

Mountain-View Funds Rating²

EDA³

▲ ▲ ▲ ▲ ▲ ▲

Yearly Performance

2023	+2.96%
2022	-12.62%
2021	+3.78%
2020	+11.51%
2019	+20.32%

Master data		Conditions		Other figures	
Fund type	Single fund	Issue surcharge	0.00%	Minimum investment	UNT 1
Category	Equity	Planned administr. fee	0.00%	Savings plan	Yes
Sub category	ETF Stocks	Deposit fees	0.00%	UCITS / OGAW	Yes
Fund domicile	Luxembourg	Redemption charge	0.00%	Performance fee	0.00%
Tranch volume	(05/16/2024) EUR 356.90 mill.	Ongoing charges	-	Redeployment fee	0.00%
Total volume	(07/05/2023) EUR 397.00 mill.	Dividends		Investment company	
Launch date	2/21/2019	07.12.2011	0.40 EUR	Amundi Asset Mgmt. 90 boulevard Pasteur, 75015, Paris France www.amundi.fr/	
KESr report funds	Yes	06.07.2011	0.77 EUR		
Business year start	01.01.	07.06.2010	0.49 EUR		
Sustainability type	-	11.06.2009	0.61 EUR		
Fund manager	-	09.06.2008	0.56 EUR		

Performance	1M	6M	YTD	1Y	2Y	3Y	5Y	Since start
Performance	+7.80%	+14.04%	+10.11%	+13.00%	+8.58%	+0.04%	+25.98%	+161.02%
Performance p.a.	-	-	-	+12.96%	+4.19%	+0.01%	+4.72%	+5.45%
Sharpe ratio	10.07	2.23	2.08	0.73	0.03	-0.25	0.05	0.09
Volatility	14.44%	11.89%	12.49%	12.63%	15.13%	15.39%	16.71%	19.07%
Worst month	-	-3.25%	-3.25%	-4.67%	-10.32%	-10.32%	-14.01%	-17.47%
Best month	-	4.82%	4.82%	4.82%	12.86%	12.86%	12.86%	12.86%
Maximum loss	-1.79%	-5.66%	-5.66%	-8.92%	-17.04%	-24.65%	-30.17%	-

Distribution permission

Austria, Germany, Switzerland, Luxembourg

¹ Important note on update status: The displayed date refers exclusively to the calculation of the NAV.

² The Mountain-View Data Fund Rating calculates a comparative ranking for funds using yield, volatility and trend data. For more information visit [MVD Funds Rating](#)

³ Displays the Ethical-Dynamical Ratio calculated according to standard criteria. The maximum value is 100. For more information visit [EDA](#)

Amundi MSCI AC Asia Pac.Ex Japan UE Acc / LU1900068328 / LYX015 / Amundi Asset Mgmt.

Investment strategy

The Benchmark Index is a net total return index. A net total return index calculates the performance of the index constituents on the basis that any dividends or distributions are included in the index returns after withholding tax retention. The Fund seeks to achieve its objective via indirect replication by entering into an over-the-counter swap contract (financial derivative instrument, the "FDI"). The Fund may also invest in a diversified portfolio of international equities, whose performance will be exchanged against the performance of the benchmark Index via the FDI.

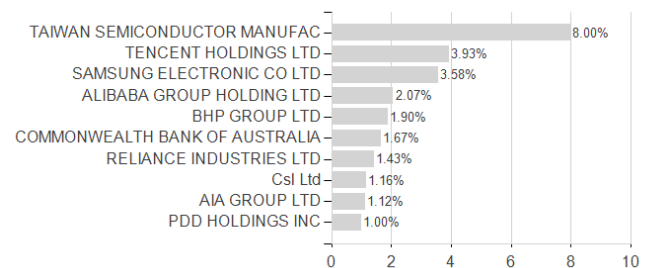
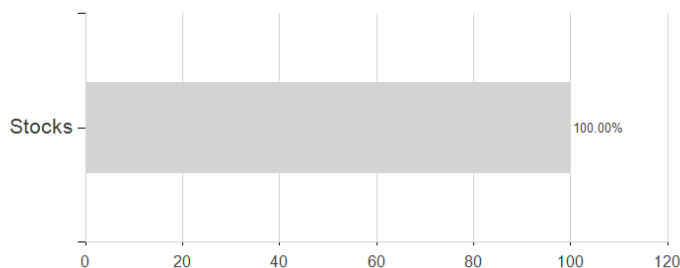
Investment goal

The investment objective is to track both the upward and the downward evolution of the MSCI AC Asia Pacific ex Japan Net Total Return Index (the Benchmark Index"), denominated in US dollars and representative of large-cap and mid-cap stocks across main Asian Pacific ex Japan countries while minimizing the volatility of the difference between the return of the Fund and the return of the Benchmark Index (the "Tracking Error").

Assessment Structure

Assets

Largest positions



Countries

Branches

Currencies

