

ACATIS Fair Val.Mod.Vermögensverw.Nr.1 V / LU1904802086 / A2N9ZR / ACATIS Investment

| | | | | |
|------------------------------|-----------|-------------|---------------|------------|
| Last 09/20/2023 ¹ | Region | Branch | Type of yield | Type |
| 143.89 EUR | Worldwide | Multi-asset | reinvestment | Mixed Fund |



Risk key figures

| | | | | | | | | |
|----------------------------|------------------|---|---|---|---|---|----|--|
| SRRRI | 1 | 2 | 3 | 4 | 5 | 6 | 7 | |
| Mountain-View Funds Rating | EDA ² | | | | | | 94 | |

Yearly Performance

| | |
|------|---------|
| 2022 | -17.20% |
| 2021 | +20.43% |
| 2020 | +20.65% |
| 2019 | +21.52% |

| Master data | | Conditions | | Other figures | |
|---------------------|-------------------------------|------------------------|--------------------|---|------------------|
| Fund type | Single fund | Issue surcharge | 0.00% | Minimum investment | EUR 5,000,000.00 |
| Category | Mixed Fund | Planned administr. fee | 0.00% | Savings plan | - |
| Sub category | Multi-asset | Deposit fees | 0.06% | UCITS / OGAW | Yes |
| Fund domicile | Luxembourg | Redemption charge | 0.00% | Performance fee | 0.00% |
| Tranch volume | (09/20/2023) EUR 11.59 mill. | Ongoing charges | (12/31/2020) 1.65% | Redeployment fee | 0.00% |
| Total volume | (09/20/2023) EUR 540.38 mill. | Dividends | | Investment company | |
| Launch date | 1/2/2019 | | | ACATIS Investment | |
| KESt report funds | Yes | | | Taunusanlage 18, 60325, Frankfurt am Main | |
| Business year start | 01.01. | | | Germany | |
| Sustainability type | Ethics/ecology | | | https://www.acatis.de | |
| Fund manager | - | | | | |

| Performance | 1M | 6M | YTD | 1Y | 2Y | 3Y | 5Y | Since start |
|------------------|--------|--------|--------|---------|---------|---------|--------|-------------|
| Performance | -0.60% | -3.23% | -2.04% | -2.96% | -17.29% | +6.75% | - | +43.22% |
| Performance p.a. | - | - | - | -2.96% | -9.06% | +2.20% | - | +7.91% |
| Sharpe ratio | -1.00 | -1.06 | -0.65 | -0.53 | -0.90 | -0.13 | - | 0.32 |
| Volatility | 11.04% | 9.66% | 10.49% | 13.01% | 14.48% | 13.52% | 0.00% | 12.36% |
| Worst month | - | -3.48% | -5.18% | -9.26% | -9.26% | -9.26% | -9.26% | -9.26% |
| Best month | - | 2.16% | 4.40% | 7.65% | 9.91% | 9.91% | 9.91% | 9.91% |
| Maximum loss | -3.60% | -6.69% | -8.32% | -8.32% | -23.60% | -23.60% | 0.00% | - |
| Outperformance | - | - | 11.24% | +20.14% | - | - | - | - |

Distribution permission

Austria, Germany, Switzerland

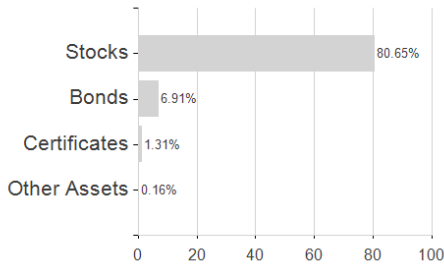
¹ Important note on update status: The displayed date refers exclusively to the calculation of the NAV.

² Displays the Ethical-Dynamical Ratio calculated according to standard criteria. The maximum value is 100. For more information visit <http://www.mountain-view.com/FER-Fonds-Rating.pdf>

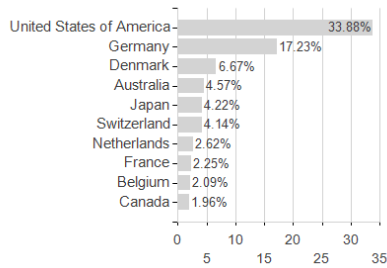
ACATIS Fair Val.Mod.Vermögensverw.Nr.1 V / LU1904802086 / A2N9ZR / ACATIS Investment

Assessment Structure

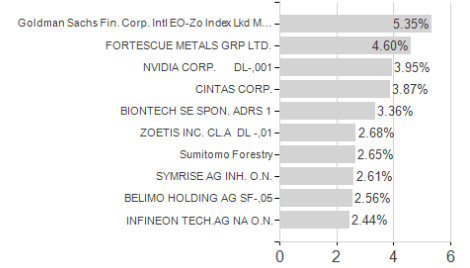
Assets



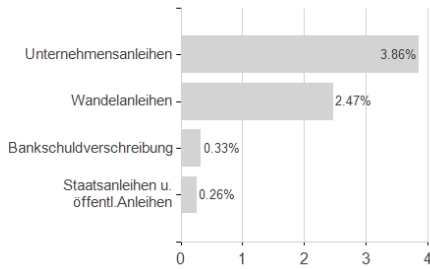
Countries



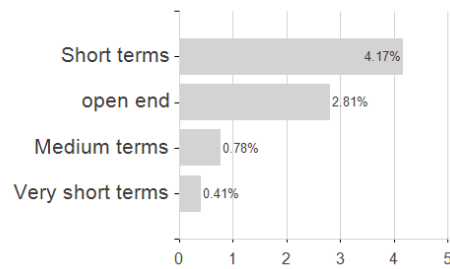
Largest positions



Issuer



Duration



Currencies

