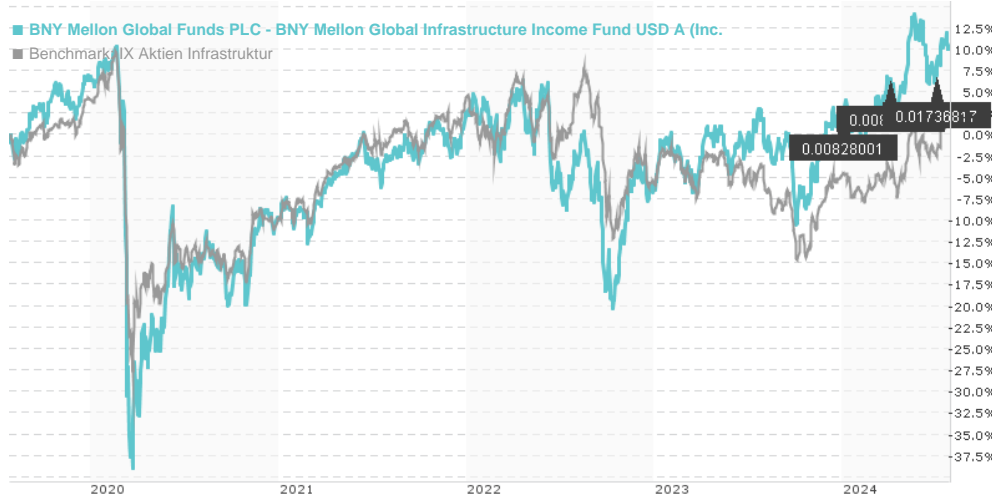


**BNY Mellon Global Funds PLC - BNY Mellon Global Infrastructure Income Fund USD A (Inc. / IE00BZ18VW62 /**

Last 07/25/2024 <sup>1</sup>	Region	Branch	Type of yield	Type
0.85 USD	Worldwide	Sector Infrastructure	paying dividend	Equity Fund



**Risk key figures**

SRI	1	2	3	4	5	6	7
Mountain-View Funds Rating <sup>2</sup>	EDA <sup>3</sup>						83

**Yearly Performance**

2023	+8.94%
2022	-8.64%
2021	+13.92%
2020	-15.59%
2019	+17.43%

Master data		Conditions		Other figures	
-------------	--	------------	--	---------------	--

Fund type	Single fund	Issue surcharge	5.00%	Minimum investment	USD 5,000.00
Category	Equity	Planned administr. fee	0.00%	Savings plan	-
Sub category	Sector Infrastructure	Deposit fees	0.15%	UCITS / OGAW	Yes
Fund domicile	Ireland	Redemption charge	0.00%	Performance fee	0.00%
Tranch volume	(07/25/2024) USD 0.025 mill.	Ongoing charges	-	Redeployment fee	0.00%
Total volume	-	<b>Dividends</b>		<b>Investment company</b>	
Launch date	8/13/2018	01.07.2024	0.02 USD	BNY Mellon Fund M.	
KESt report funds	No	02.04.2024	0.01 USD	160 Queen Victoria Street, EC4V4LA, London	
Business year start	01.01.	02.01.2024	0.01 USD	United Kingdom	
Sustainability type	-	02.10.2023	0.01 USD	https://www.bnymellon.com	
Fund manager	James Lydotes, Brock Campbell	03.07.2023	0.02 USD		

Performance	1M	6M	YTD	1Y	2Y	3Y	5Y	Since start
Performance	+2.06%	+7.92%	+7.71%	+7.01%	+15.70%	+13.37%	+10.26%	+21.06%
Performance p.a.	-	-	-	+6.99%	+7.55%	+4.27%	+1.97%	+3.50%
Sharpe ratio	2.13	1.02	0.85	0.26	0.26	0.04	-0.09	-0.01
Volatility	11.47%	12.57%	12.22%	12.98%	14.88%	14.84%	20.12%	19.29%
Worst month	-	-6.41%	-6.41%	-6.41%	-12.34%	-12.34%	-28.14%	-28.14%
Best month	-	7.95%	7.95%	7.95%	9.46%	9.46%	11.52%	11.52%
Maximum loss	-1.66%	-7.14%	-7.14%	-13.14%	-20.62%	-25.09%	-44.71%	-

**Distribution permission**

Austria, Germany, Switzerland

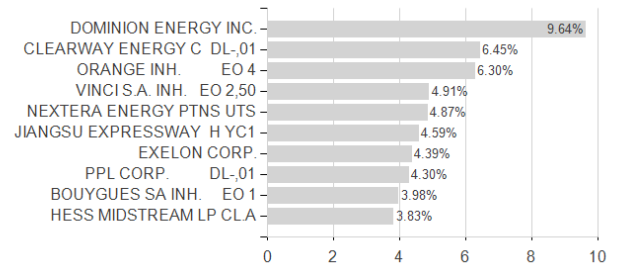
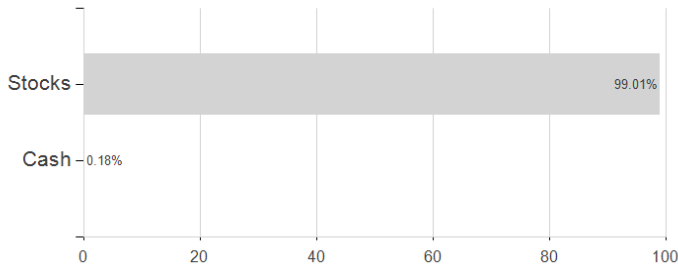
1 Important note on update status: The displayed date refers exclusively to the calculation of the NAV.  
 2 The Mountain-View Data Fund Rating calculates a comparative ranking for funds using yield, volatility and trend data. For more information visit [MVD Funds Rating](#)  
 3 Displays the Ethical-Dynamical Ratio calculated according to standard criteria. The maximum value is 100. For more information visit [EDA](#)

**BNY Mellon Global Funds PLC - BNY Mellon Global Infrastructure Income Fund USD A (Inc. / IE00BZ18VW62 /**

**Assessment Structure**

**Assets**

**Largest positions**



**Countries**

**Branches**

**Currencies**

