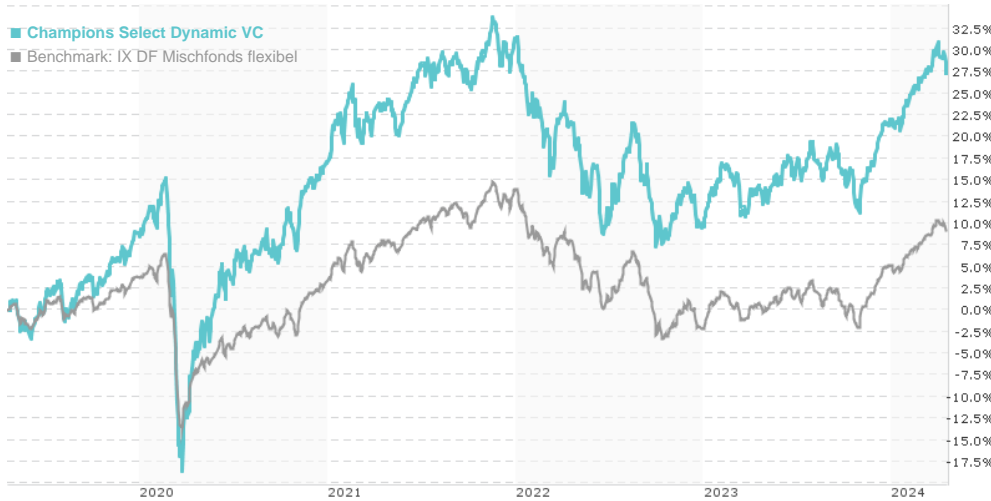


## Champions Select Dynamic VC / DE000DWS2W14 / DWS2W1 / DWS Investment GmbH

Last 04/17/2024 <sup>1</sup>	Region	Branch	Type of yield	Type
134.91 EUR	Worldwide	Mixed fund/flexible	reinvestment	Mixed Fund

■ Champions Select Dynamic VC  
■ Benchmark: IX DF Mischfonds flexibel



## Risk key figures

SRI 1 2 3 4 5 6 7

Mountain-View Funds Rating<sup>2</sup>

▲ ▲ ▲ ▲ ▲ ▲

EDA<sup>3</sup>

71

## Yearly Performance

2023	+10.88%
2022	-16.09%
2021	+12.20%
2020	+7.40%
2019	+27.42%

Master data		Conditions		Other figures	
Fund type	Single fund	Issue surcharge	0.00%	Minimum investment	EUR 400,000.00
Category	Mixed Fund	Planned administr. fee	0.00%	Savings plan	Yes
Sub category	Mixed fund/flexible	Deposit fees	0.00%	UCITS / OGAW	Yes
Fund domicile	Germany	Redemption charge	0.00%	Performance fee	0.00%
Tranch volume	(04/17/2024) EUR 1,484.73 mill.	Ongoing charges	-	Redeployment fee	0.00%
Total volume	(01/31/2024) EUR 2,300.20 mill.	Dividends		Investment company	
Launch date	9/20/2018			DWS Investment GmbH	
KEST report funds	Yes			Mainzer Landstraße 11-17, 60329, Frankfurt am Main	
Business year start	01.10.			Germany	
Sustainability type	-			https://www.dws.de	
Fund manager	Team Multi Asset Group				

Performance	1M	6M	YTD	1Y	2Y	3Y	5Y	Since start
Performance	-0.15%	+9.73%	+4.37%	+11.46%	+4.71%	+2.80%	+27.53%	+34.91%
Performance p.a.	-	-	-	+11.43%	+2.33%	+0.92%	+4.98%	+5.51%
Sharpe ratio	-0.73	2.52	1.96	1.07	-0.18	-0.34	0.10	0.15
Volatility	7.75%	6.58%	6.11%	7.06%	8.87%	8.78%	10.73%	10.64%
Worst month	-	-3.90%	-2.19%	-3.90%	-8.15%	-8.15%	-15.10%	-15.10%
Best month	-	5.75%	3.85%	5.75%	5.75%	5.75%	11.08%	11.08%
Maximum loss	-2.73%	-4.27%	-2.73%	-7.08%	-11.75%	-19.71%	-29.37%	-

## Distribution permission

Austria, Germany

<sup>1</sup> Important note on update status: The displayed date refers exclusively to the calculation of the NAV.

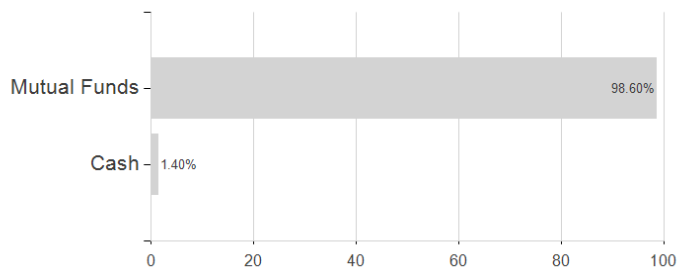
## Champions Select Dynamic VC / DE000DWS2W14 / DWS2W1 / DWS Investment GmbH

2 The Mountain-View Data Fund Rating calculates a comparative ranking for funds using yield, volatility and trend data. For more information visit [MVD Funds Rating](#)

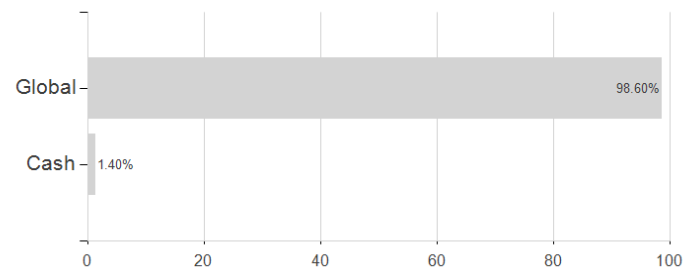
3 Displays the Ethical-Dynamical Ratio calculated according to standard criteria. The maximum value is 100. For more information visit [EDA](#)

### Assessment Structure

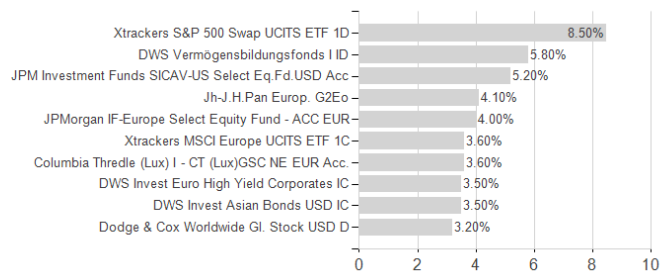
#### Assets



#### Countries



#### Largest positions



#### Currencies

