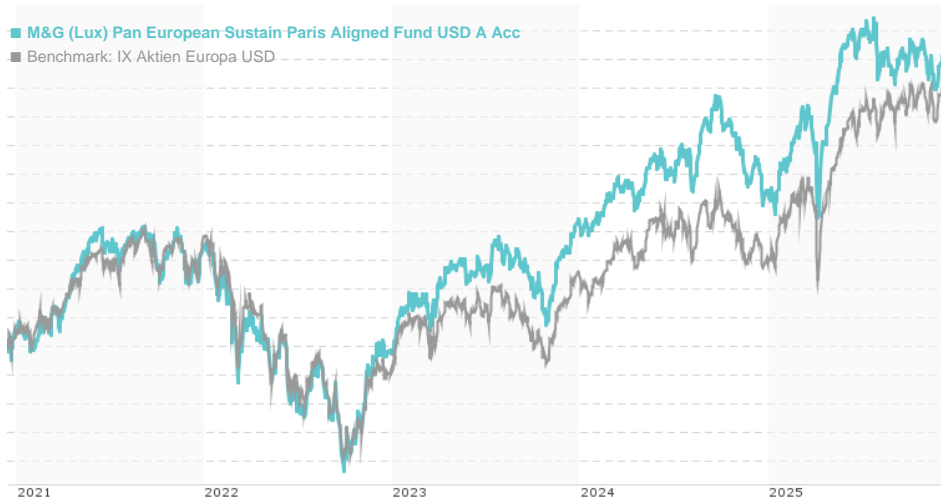


M&G (Lux) Pan European Sustain Paris Aligned Fund USD A Acc / LU1670716270 / A2JQ85 / M&G Luxembourg

Last 12/12/2025 ¹	Region	Branch	Type of yield	Type
20.99 USD	Europe	Mixed Sectors	reinvestment	Equity Fund

■ M&G (Lux) Pan European Sustain Paris Aligned Fund USD A Acc
■ Benchmark: IX Aktien Europa USD



Risk key figures

SRI 1 2 3 4 5 6 7

Mountain-View Funds Rating²

▲ ▲ ▲ ▲ ▲ ▲

EDA³

74

Yearly Performance

2024	+3.49%
2023	+22.87%
2022	-15.27%
2021	+14.04%
2020	+7.50%

Master data		Conditions		Other figures	
Fund type	Single fund	Issue surcharge	5.00%	Minimum investment	EUR 1,000.00
Category	Equity	Planned administr. fee	0.00%	Savings plan	Yes
Sub category	Mixed Sectors	Deposit fees	0.40%	UCITS / OGAW	Yes
Fund domicile	Luxembourg	Redemption charge	0.00%	Performance fee	0.00%
Tranch volume	-	Ongoing charges	-	Redeployment fee	0.00%
Total volume	(12/12/2025) EUR 353.18 mill.	Dividends		Investment company	
Launch date	11/9/2018	M&G Luxembourg			
KESr report funds	Yes	16, Boulevard Royal, 2449, Luxembourg			
Business year start	01.04.	Luxembourg			
Sustainability type	Climate	https://www.mandg.lu			
Fund manager	John William Olsen				

Performance	1M	6M	YTD	1Y	2Y	3Y	5Y	Since start
Performance	+0.99%	-2.12%	+19.99%	+15.27%	+29.45%	+52.27%	+52.09%	+102.19%
Performance p.a.	-	-	-	+15.27%	+13.76%	+15.03%	+8.75%	+8.40%
Sharpe ratio	0.85	-0.49	1.20	0.83	0.84	0.91	0.39	0.36
Volatility	12.54%	12.90%	15.98%	15.95%	13.96%	14.26%	17.04%	17.65%
Worst month	-	-3.15%	-3.15%	-3.15%	-5.79%	-5.79%	-12.65%	-15.44%
Best month	-	2.14%	7.37%	7.37%	7.37%	10.09%	11.24%	17.84%
Maximum loss	-3.95%	-7.96%	-13.79%	-13.79%	-14.77%	-14.77%	-35.26%	-

Distribution permission

Austria, Germany, Switzerland, Luxembourg

1 Important note on update status: The displayed date refers exclusively to the calculation of the NAV.

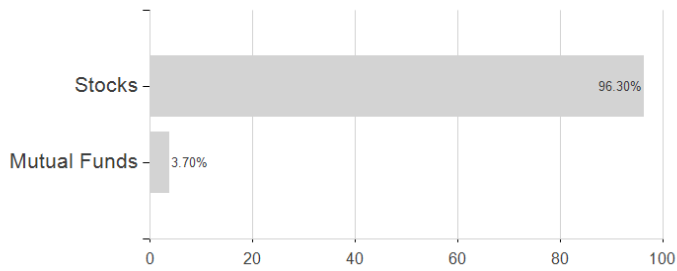
2 The Mountain-View Data Fund Rating calculates a comparative ranking for funds using yield, volatility and trend data. For more information visit [MVD Funds Rating](#)

3 Displays the Ethical-Dynamical Ratio calculated according to standard criteria. The maximum value is 100. For more information visit [EDA](#)

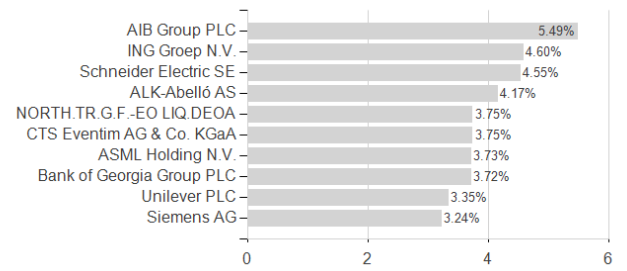
M&G (Lux) Pan European Sustain Paris Aligned Fund USD A Acc / LU1670716270 / A2JQ85 / M&G Luxembourg

Assessment Structure

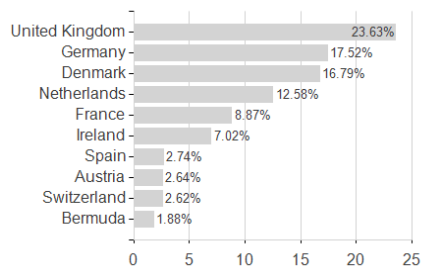
Assets



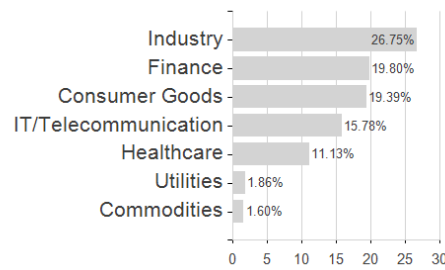
Largest positions



Countries



Branches



Currencies

