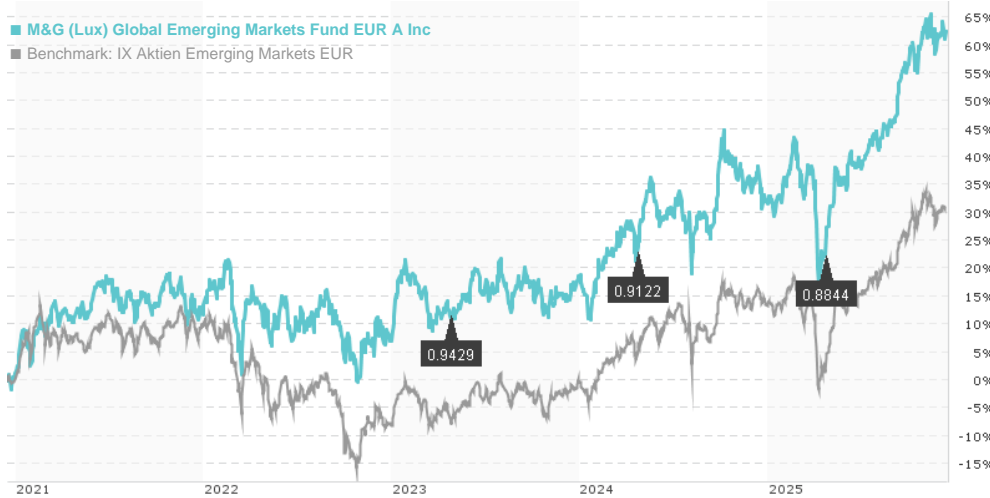


M&G (Lux) Global Emerging Markets Fund EUR A Inc / LU1670624151 / A2JQ9P / M&G Luxembourg

| Last 12/12/2025 ¹ | Region | Branch | Type of yield | Type |
|------------------------------|------------------|---------------|-----------------|-------------|
| 34.95 EUR | Emerging Markets | Mixed Sectors | paying dividend | Equity Fund |

■ M&G (Lux) Global Emerging Markets Fund EUR A Inc
■ Benchmark: IX Aktien Emerging Markets EUR



Risk key figures

SRI 1 2 3 4 5 6 7

Mountain-View Funds Rating² EDA³

77

Yearly Performance

| | |
|------|---------|
| 2024 | +11.09% |
| 2023 | +10.84% |
| 2022 | -5.58% |
| 2021 | +11.46% |
| 2020 | -5.21% |

| Master data | | Conditions | | Other figures | |
|---------------------|-------------------------------|------------------------|----------|---|--------------|
| Fund type | Single fund | Issue surcharge | 4.00% | Minimum investment | EUR 1,000.00 |
| Category | Equity | Planned administr. fee | 0.00% | Savings plan | Yes |
| Sub category | Mixed Sectors | Deposit fees | 0.40% | UCITS / OGAW | Yes |
| Fund domicile | Luxembourg | Redemption charge | 0.00% | Performance fee | 0.00% |
| Tranch volume | - | Ongoing charges | - | Redeployment fee | 0.00% |
| Total volume | (12/12/2025) USD 447.08 mill. | Dividends | | Investment company | |
| Launch date | 10/26/2018 | 22.04.2025 | 0.88 EUR | M&G Luxembourg 16, Boulevard Royal, 2449, Luxembourg Luxembourg https://www.mandg.lu | |
| KESr report funds | Yes | 22.04.2024 | 0.91 EUR | | |
| Business year start | 01.04. | 24.04.2023 | 0.94 EUR | | |
| Sustainability type | - | 25.04.2022 | 1.06 EUR | | |
| Fund manager | Michael Bourke | 19.04.2021 | 0.82 EUR | | |

| Performance | 1M | 6M | YTD | 1Y | 2Y | 3Y | 5Y | Since start |
|------------------|--------|---------|---------|---------|---------|---------|---------|-------------|
| Performance | -1.46% | +16.93% | +23.23% | +17.59% | +41.46% | +48.51% | +61.67% | +87.39% |
| Performance p.a. | - | - | - | +17.59% | +18.91% | +14.08% | +10.09% | +5.69% |
| Sharpe ratio | -1.11 | 2.86 | 1.38 | 0.95 | 1.07 | 0.79 | 0.52 | 0.21 |
| Volatility | 16.62% | 12.07% | 16.40% | 16.35% | 15.80% | 15.13% | 15.54% | 16.90% |
| Worst month | - | -1.19% | -3.91% | -3.91% | -3.91% | -4.74% | -9.00% | -23.70% |
| Best month | - | 7.36% | 7.36% | 7.36% | 7.36% | 10.24% | 10.24% | 14.38% |
| Maximum loss | -4.20% | -4.20% | -18.42% | -18.42% | -19.11% | -19.11% | -19.11% | - |

Distribution permission

Austria, Germany, Switzerland, Luxembourg

¹ Important note on update status: The displayed date refers exclusively to the calculation of the NAV.

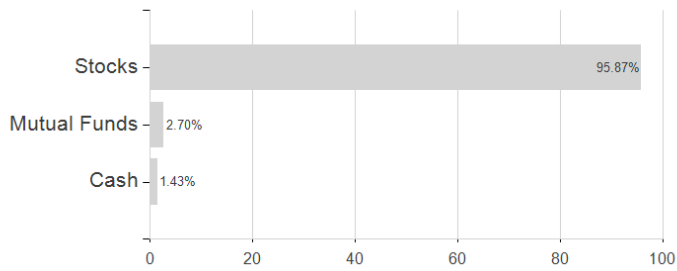
² The Mountain-View Data Fund Rating calculates a comparative ranking for funds using yield, volatility and trend data. For more information visit [MVD Funds Rating](#)

³ Displays the Ethical-Dynamical Ratio calculated according to standard criteria. The maximum value is 100. For more information visit [EDA](#)

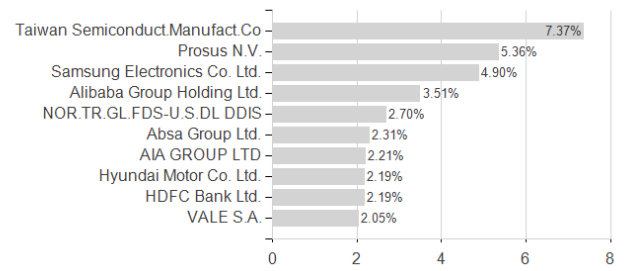
M&G (Lux) Global Emerging Markets Fund EUR A Inc / LU1670624151 / A2JQ9P / M&G Luxembourg

Assessment Structure

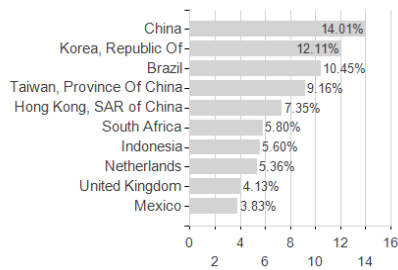
Assets



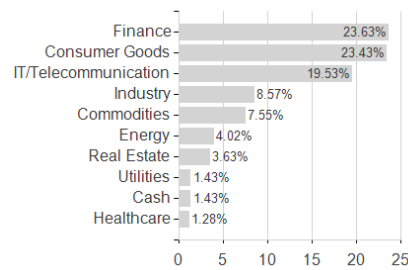
Largest positions



Countries



Branches



Currencies

