

**DWS Invest CROCI Global Dividends GBP IC / LU1769943124 / DWS2VZ / DWS Investment S.A.**

Last 12/11/2025 <sup>1</sup>	Region	Branch	Type of yield	Type
<b>301.19 GBP</b>	Worldwide	Mixed Sectors	reinvestment	Equity Fund

■ DWS Invest CROCI Global Dividends GBP IC  
■ Benchmark: IX Aktien Welt



**Risk key figures**

SRI 1 2 3 4 5 6 7

Mountain-View Funds Rating<sup>2</sup> EDA<sup>3</sup>

▲▲▲▲▲▲ 59

**Yearly Performance**

2024	+1.69%
2023	+8.72%
2022	+9.37%
2021	+13.78%
2020	-11.02%

Master data		Conditions		Other figures	
Fund type	Single fund	Issue surcharge	0.00%	Minimum investment	UNT 0
Category	Equity	Planned administr. fee	0.00%	Savings plan	-
Sub category	Mixed Sectors	Deposit fees	0.00%	UCITS / OGAW	Yes
Fund domicile	Luxembourg	Redemption charge	0.00%	Performance fee	0.00%
Tranch volume	(12/11/2025) USD 0.012 mill.	Ongoing charges	-	Redeployment fee	0.00%
Total volume	(12/11/2025) USD 115.45 mill.	Dividends		Investment company	
Launch date	8/30/2018	DWS Investment S.A.			
KESr report funds	Yes	2 Boulevard Konrad Adenauer, L-1115, Luxembourg			
Business year start	01.01.	Luxembourg			
Sustainability type	-	www.dws.com			
Fund manager	Pareek, Roopal-A				

Performance	1M	6M	YTD	1Y	2Y	3Y	5Y	Since start
Performance	+1.94%	+10.46%	+10.29%	+7.95%	+14.94%	+23.83%	+49.64%	+49.97%
Performance p.a.	-	-	-	+7.95%	+7.20%	+7.39%	+8.39%	+5.72%
Sharpe ratio	2.23	2.05	0.66	0.44	0.45	0.46	0.55	0.26
Volatility	10.88%	9.69%	13.45%	13.26%	11.47%	11.55%	11.55%	14.00%
Worst month	-	-2.00%	-5.26%	-5.26%	-5.26%	-5.32%	-7.07%	-10.03%
Best month	-	4.59%	6.00%	6.00%	6.00%	6.00%	7.96%	10.04%
Maximum loss	-2.51%	-3.64%	-14.32%	-14.32%	-14.32%	-14.32%	-14.32%	-

**Distribution permission**

Austria, Germany, Switzerland, Luxembourg

<sup>1</sup> Important note on update status: The displayed date refers exclusively to the calculation of the NAV.

<sup>2</sup> The Mountain-View Data Fund Rating calculates a comparative ranking for funds using yield, volatility and trend data. For more information visit [MVD Funds Rating](#)

<sup>3</sup> Displays the Ethical-Dynamical Ratio calculated according to standard criteria. The maximum value is 100. For more information visit [EDA](#)

## DWS Invest CROCI Global Dividends GBP IC / LU1769943124 / DWS2VZ / DWS Investment S.A.

### Investment strategy

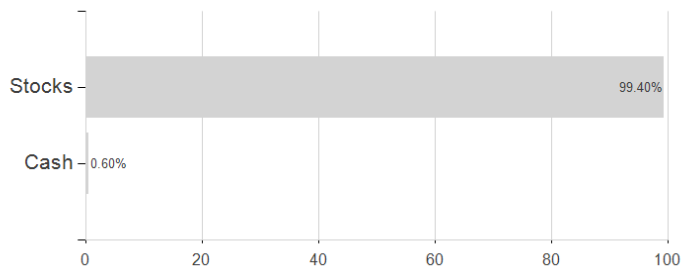
The objective of the investment policy is to achieve capital appreciation that exceeds the benchmark (MSCI World High Dividend Yield). In order to achieve this, the fund invests in large cap developed market global equities according to the CROCI methodology and the CROCI Global Dividends investment strategy which selects the 50 shares with the lowest positive CROCI Economic Price Earnings Ratio ("CROCI Economic P/E") from at least 450 of the largest developed market global equities by market capitalisation, for which CROCI Economic P/E's are calculated and that also pass a series of dividend sustainability screens. The fund's approximately 50 selected shares are periodically reconstituted in accordance with the investment strategy's rules and with the intention of equal weighting. When selecting investments, environmental and social aspects and the principles of good corporate governance (ESG aspects) are taken into consideration alongside the financial performance.

### Investment goal

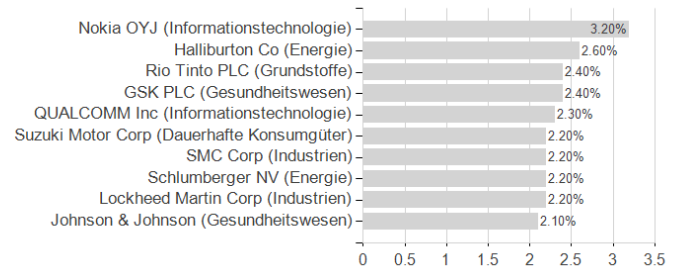
The fund is actively managed. The fund is managed in reference to a benchmark. The fund promotes environmental and social characteristics and is subject to the disclosure requirements of a financial product in accordance with article 8(1) of Regulation (EU) 2019/2088 on sustainability-related disclosures in the financial services sector. More ESG information is available in the sales prospectus and on the DWS website.

### Assessment Structure

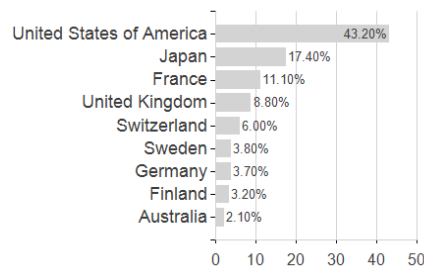
#### Assets



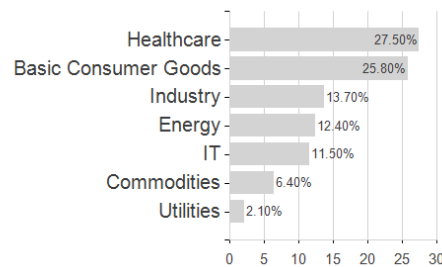
#### Largest positions



#### Countries



#### Branches



#### Currencies

