

## AGIF-Allianz All China Equity WT GBP / LU1835929719 / A2JNVT / Allianz GI.Investors

Last 05/17/2024 <sup>1</sup>	Region	Branch	Type of yield	Type
1094.26 GBP	Greater China	Mixed Sectors	reinvestment	Equity Fund



### Risk key figures

SRI 1 2 3 4 5 6 7

Mountain-View Funds Rating<sup>2</sup> EDA<sup>3</sup>

74

### Yearly Performance

2023	-23.89%
2022	-20.08%
2021	-11.31%
2020	+56.45%
2019	+44.97%

Master data		Conditions		Other figures	
Fund type	Single fund	Issue surcharge	0.00%	Minimum investment	GBP 10,000,000.00
Category	Equity	Planned administr. fee	0.00%	Savings plan	-
Sub category	Mixed Sectors	Deposit fees	0.00%	UCITS / OGAW	Yes
Fund domicile	Luxembourg	Redemption charge	0.00%	Performance fee	0.00%
Tranch volume	(05/17/2024) EUR 44.94 mill.	Ongoing charges	-	Redeployment fee	0.00%
Total volume	(04/19/2024) EUR 495.41 mill.	Dividends		Investment company	
Launch date	6/27/2018	Allianz GI.Investors			
KESr report funds	No	Bockenheimer Landstraße 42-44, 60323, Frankfurt am Main			
Business year start	01.10.	Germany			
Sustainability type	-	https://www.allianzgi.com			
Fund manager	Guan Shao Ping				

Performance	1M	6M	YTD	1Y	2Y	3Y	5Y	Since start
Performance	+11.23%	+2.86%	+10.00%	-6.65%	-18.36%	-38.13%	+12.58%	+9.43%
Performance p.a.	-	-	-	-6.63%	-9.63%	-14.78%	+2.40%	+1.54%
Sharpe ratio	15.46	0.11	1.31	-0.56	-0.63	-0.84	-0.06	-0.10
Volatility	16.90%	18.76%	19.34%	18.72%	21.22%	22.23%	22.19%	22.65%
Worst month	-	-11.53%	-11.53%	-11.53%	-17.45%	-17.45%	-17.45%	-17.45%
Best month	-	9.52%	9.52%	9.52%	13.95%	13.95%	13.95%	13.95%
Maximum loss	-1.07%	-18.93%	-10.85%	-26.77%	-43.39%	-54.93%	-59.25%	-

### Distribution permission

Austria, Germany, Switzerland, Luxembourg

<sup>1</sup> Important note on update status: The displayed date refers exclusively to the calculation of the NAV.

<sup>2</sup> The Mountain-View Data Fund Rating calculates a comparative ranking for funds using yield, volatility and trend data. For more information visit [MVD Funds Rating](#)

<sup>3</sup> Displays the Ethical-Dynamical Ratio calculated according to standard criteria. The maximum value is 100. For more information visit [EDA](#)

## AGIF-Allianz All China Equity WT GBP / LU1835929719 / A2JNVT / Allianz GI-Investors

### Investment strategy

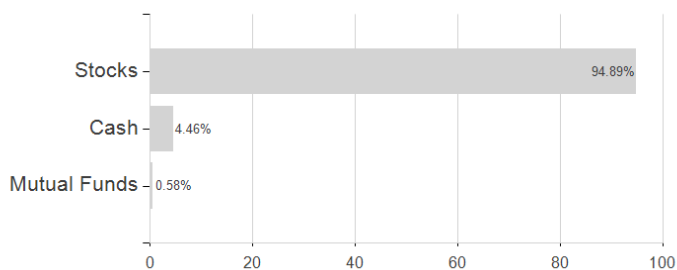
Min. 70% of Sub-Fund assets are invested into Equities as described in the investment objective in accordance with the ESG Score Strategy. Max. 30% of Sub-Fund assets may be invested in Equities other than described in the investment objective in accordance with the ESG Score Strategy. Max. 100% of Sub-Fund assets may be invested into the China A-Shares market. Max. 69% of Sub-Fund assets may be invested using the FII quota. Sub-Fund assets may be invested completely in Emerging Markets. Max. 25% of Sub Fund assets may be held directly in time deposits and/or (up to 20% of Sub-Fund assets) in deposits at sight and/or invested in Money Market Instruments and/or (up to 10% of Sub- Fund assets) in money market funds for liquidity management. All bonds and money market instruments must have at the time of acquisition a rating of at least B- or a comparable rating from a recognised rating agency. Max. 10% of Sub-Fund assets may be invested in UCITS and/or UCI. Sub-Fund classifies as "equity-fund" according to German Investment Tax Act (GITA).

### Investment goal

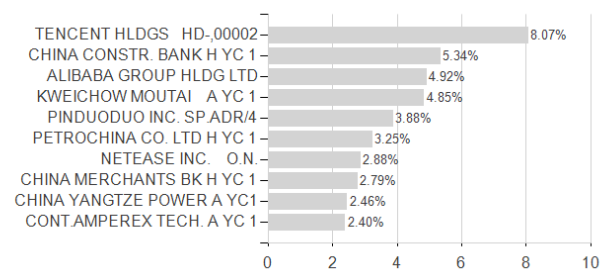
Long-term capital growth by investing in onshore and offshore PRC, Hong Kong and Macau equity markets Long-term capital growth by investing in onshore and offshore PRC, Hong Kong and Macau equity markets in accordance with the ESG Score Strategy. In this context, the aim is to outperform the Sub-Fund"s weighted average ESG score compared to weighted average ESG score of Sub-Fund"s Benchmark to achieve the investment objective. The Sub-Fund follows the ESG Score Strategy which aims to measure an issuer's resilience to long-term risks across the three pillars of Environment, Social and Governance. The aforesaid ESG pillars will be addressed by outperforming the Sub-Fund"s weighted average ESG score of issuers whose shares have been acquired by the Sub-Fund compared to the weighted average ESG Score of Sub-Fund"s Benchmark with simultaneous application of certain minimum exclusion criteria for direct investments.

### Assessment Structure

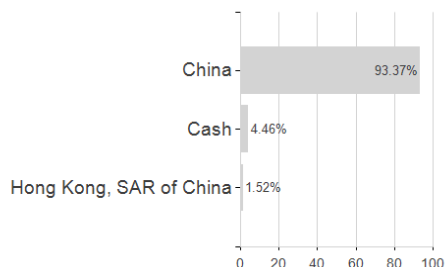
#### Assets



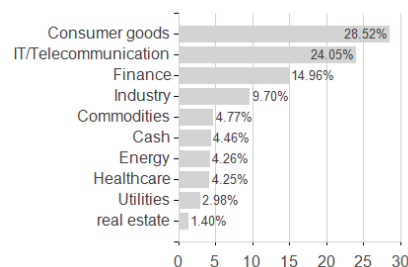
#### Largest positions



#### Countries



#### Branches



#### Currencies

