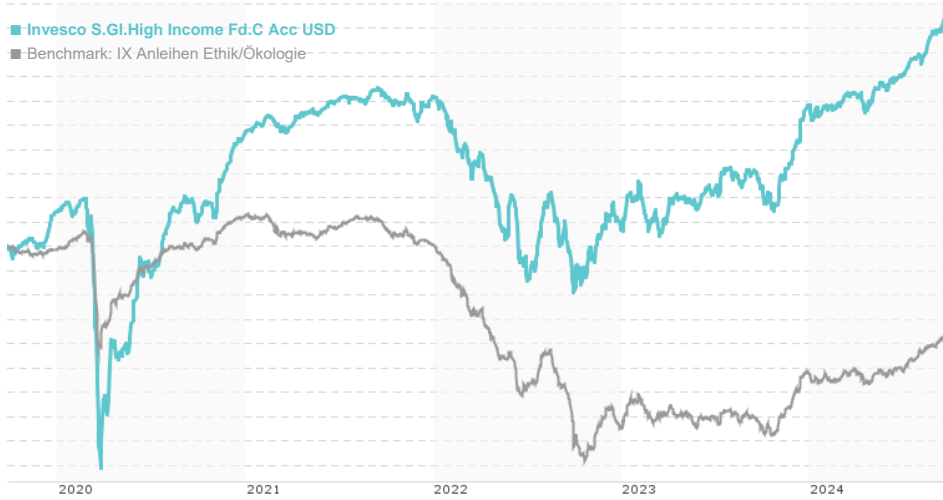


Invesco S.GI.High Income Fd.C Acc USD / LU1775970236 / A2JLC9 / Invesco Management

| | | | | |
|------------------------------|-----------|--------------|---------------|-------------------|
| Last 09/25/2024 ¹ | Region | Branch | Type of yield | Type |
| 27.05 USD | Worldwide | Bonds: Mixed | reinvestment | Fixed-Income Fund |



Risk key figures

| | | | | | | | |
|---|------------------|---|---|---|---|---|---|
| SRI | 1 | 2 | 3 | 4 | 5 | 6 | 7 |
| Mountain-View Funds Rating ² | EDA ³ | | | | | | |
| | 76 | | | | | | |

Yearly Performance

| | |
|------|---------|
| 2023 | +10.11% |
| 2022 | -9.79% |
| 2021 | +2.65% |
| 2020 | +6.32% |
| 2019 | +12.45% |

| Master data | | Conditions | | Other figures | |
|---------------------|--|--|-------|--------------------|------------------|
| Fund type | Single fund | Issue surcharge | 5.00% | Minimum investment | USD 1,000,000.00 |
| Category | Bonds | Planned administr. fee | 0.00% | Savings plan | - |
| Sub category | Bonds: Mixed | Deposit fees | 0.01% | UCITS / OGAW | Yes |
| Fund domicile | Luxembourg | Redemption charge | 0.00% | Performance fee | 0.00% |
| Tranch volume | (09/25/2024) USD 4.39 mill. | Ongoing charges | - | Redeployment fee | 0.00% |
| Total volume | (09/25/2024) USD 151.22 mill. | Dividends | | Investment company | |
| Launch date | 10/8/2018 | Invesco Management | | | |
| KESt report funds | Yes | An der Welle 5, 60322, Frankfurt am Main | | | |
| Business year start | 29.02. | Germany | | | |
| Sustainability type | Ethics/ecology | https://www.de.invesco.com | | | |
| Fund manager | Niklas Nordenfelt, Rahim Shad, Philip Susser | | | | |

| Performance | 1M | 6M | YTD | 1Y | 2Y | 3Y | 5Y | Since start |
|------------------|--------|--------|--------|---------|---------|---------|---------|-------------|
| Performance | +1.27% | +5.58% | +6.62% | +12.71% | +21.41% | +5.62% | +19.11% | +207.74% |
| Performance p.a. | - | - | - | +12.67% | +10.19% | +1.84% | +3.56% | +7.48% |
| Sharpe ratio | 7.00 | 3.12 | 2.23 | 2.68 | 1.48 | -0.30 | 0.02 | 0.81 |
| Volatility | 1.89% | 2.55% | 2.57% | 3.47% | 4.58% | 5.25% | 6.42% | 5.01% |
| Worst month | - | -0.55% | -0.55% | -1.37% | -4.83% | -6.17% | -14.09% | -14.09% |
| Best month | - | 1.79% | 3.47% | 4.25% | 4.25% | 4.37% | 4.58% | 8.39% |
| Maximum loss | -0.19% | -1.48% | -1.48% | -2.50% | -4.34% | -14.60% | -21.34% | - |

Distribution permission

Austria, Germany, Switzerland, Czech Republic

¹ Important note on update status: The displayed date refers exclusively to the calculation of the NAV.

² The Mountain-View Data Fund Rating calculates a comparative ranking for funds using yield, volatility and trend data. For more information visit [MVD Funds Rating](#)

³ Displays the Ethical-Dynamical Ratio calculated according to standard criteria. The maximum value is 100. For more information visit [EDA](#)

DISCLAIMER: The information on this page are for informational purposes only and should neither an offer to sell nor a solicitation for the purchase of the security or recommendation in favor of the security to be understood. baha GmbH assumes no liability despite thorough searches for the accuracy of the data.

Funds data from: www.mountain-view.com. Fact Sheet created by: www.baha.com

Invesco S.GI.High Income Fd.C Acc USD / LU1775970236 / A2JLC9 / Invesco Management

Investment strategy

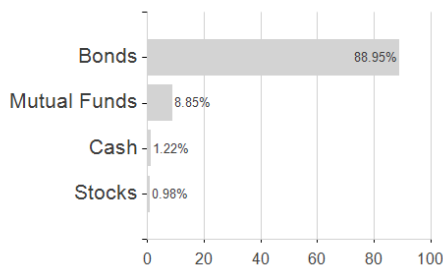
The Fund may invest in non-investment grade (lower quality) and unrated debt instruments. The Fund may use securities lending for efficient portfolio management purposes. The Fund may invest in debt instruments which are in financial distress (distressed securities). Screening will be employed to exclude issuers that do not meet the Fund's criteria, including, but not limited to, the level of involvement in certain activities such as coal, fossil fuels, tobacco, adult entertainment, cannabis and weapons. Positive screening will also be used, based on the investment manager's proprietary rating system, to identify issuers with sufficient practice and standards or on an improving trajectory in terms of ESG and sustainable development for inclusion in the Fund's universe, as measured by their ratings relative to their peers.

Investment goal


The objective of the Fund is to achieve high income, together with long-term capital growth, while maintaining a lower carbon intensity than that of the Fund's benchmark. The Fund intends to invest primarily in debt instruments issued worldwide, (including but not limited to debt issued by companies and governments), which meet the Fund's environmental, social and governance (ESG) criteria, as further detailed below.

Assessment Structure

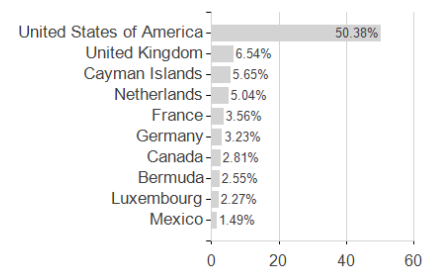
Assets



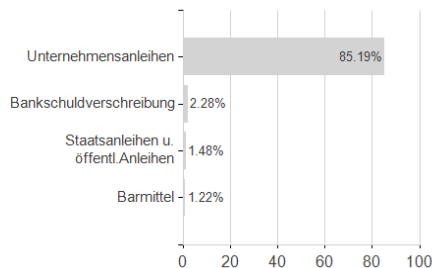
Largest positions



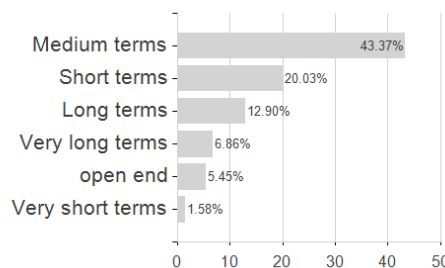
Countries



Issuer



Duration



Currencies

