

Xtrackers II USD Emerg.Mkt.Bd.UE 2D / LU0677077884 / DBX0MB / DWS Investment SA

Last 06/20/2024 ¹	Region	Branch	Type of yield	Type
11.11 USD	Emerging Markets	ETF Bonds	paying dividend	Alternative Investm.



Risk key figures

SRI	1	2	3	4	5	6	7
Mountain-View Funds Rating ²	EDA ³						
	71						

Yearly Performance

2023	+10.79%
2022	-18.73%
2021	-2.81%
2020	+3.25%
2019	+14.98%

Master data		Conditions		Other figures	
Fund type	Single fund	Issue surcharge	0.00%	Minimum investment	UNT 1
Category	Bonds	Planned administr. fee	0.00%	Savings plan	Yes
Sub category	ETF Bonds	Deposit fees	0.00%	UCITS / OGAW	Yes
Fund domicile	Luxembourg	Redemption charge	0.00%	Performance fee	0.00%
Tranch volume	(06/20/2024) EUR 142.48 mill.	Ongoing charges	-	Redeployment fee	0.00%
Total volume	(05/31/2024) EUR 314.92 mill.	Dividends		Investment company	
Launch date	5/9/2018	22.05.2024	0.15 USD	DWS Investment SA	
KESt report funds	Yes	21.02.2024	0.30 USD	Mainzer Landstraße 11-17, 60329, Frankfurt am Main	
Business year start	01.01.	15.11.2023	0.15 USD	Germany	
Sustainability type	-	23.08.2023	0.15 USD	https://www.dws.de	
Fund manager	DWS Investment GmbH	24.05.2023	0.15 USD		

Performance	1M	6M	YTD	1Y	2Y	3Y	5Y	Since start
Performance	+0.38%	+2.79%	+2.33%	+10.27%	+15.56%	-9.37%	-4.81%	+7.34%
Performance p.a.	-	-	-	+10.24%	+7.49%	-3.22%	-0.98%	+1.16%
Sharpe ratio	0.17	0.34	0.23	0.96	0.48	-0.87	-0.54	-0.31
Volatility	5.23%	5.76%	5.92%	6.85%	7.86%	8.00%	8.70%	8.15%
Worst month	-	-2.16%	-2.16%	-2.91%	-7.44%	-7.44%	-15.58%	-15.58%
Best month	-	5.23%	5.23%	6.40%	7.62%	7.62%	7.62%	7.62%
Maximum loss	-1.38%	-3.12%	-3.12%	-7.90%	-13.64%	-30.01%	-30.01%	-

Distribution permission

Austria, Germany, Switzerland, Luxembourg

1 Important note on update status: The displayed date refers exclusively to the calculation of the NAV.

2 The Mountain-View Data Fund Rating calculates a comparative ranking for funds using yield, volatility and trend data. For more information visit [MVD Funds Rating](#)

3 Displays the Ethical-Dynamical Ratio calculated according to standard criteria. The maximum value is 100. For more information visit [EDA](#)

Xtrackers II USD Emerg.Mkt.Bd.UE 2D / LU0677077884 / DBX0MB / DWS Investment SA

Investment strategy

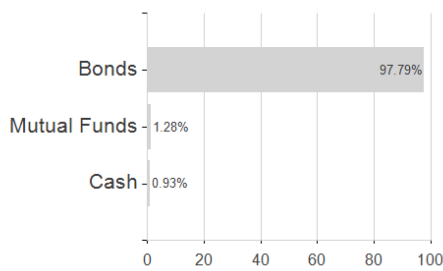
To achieve the aim, the fund will attempt to replicate the index, before fees and expenses, by buying a portfolio of securities that may comprise the constituents of the index or other unrelated investments as determined by DWS entities. The fund may employ techniques and instruments in order to manage risk, reduce costs and improve results. These techniques and instruments may include the use of derivatives. The fund may also engage in secured lending of its investments to certain eligible third parties to generate additional income to offset the costs of the fund.

Investment goal

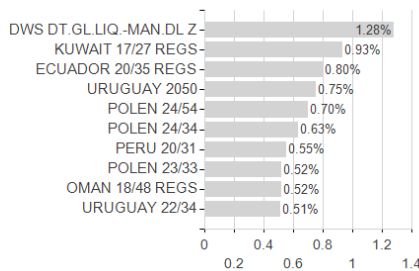
The fund is passively managed. The aim is for your investment to reflect the performance of the FTSE Emerging Markets USD Government and Government-Related Bond Select Index (index). The index aims to reflect the performance of both investment-grade and high-yield US Dollar denominated debt issued by governments, regional governments and government related entities, domiciled in emerging market countries.

Assessment Structure

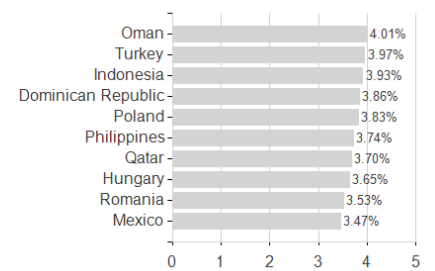
Assets



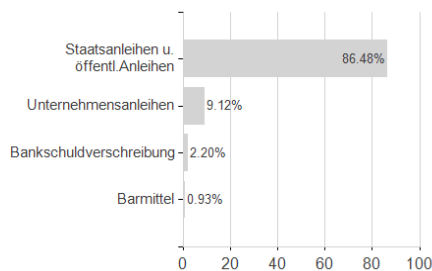
Largest positions



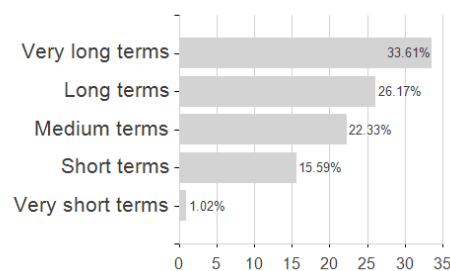
Countries



Issuer



Duration



Currencies

