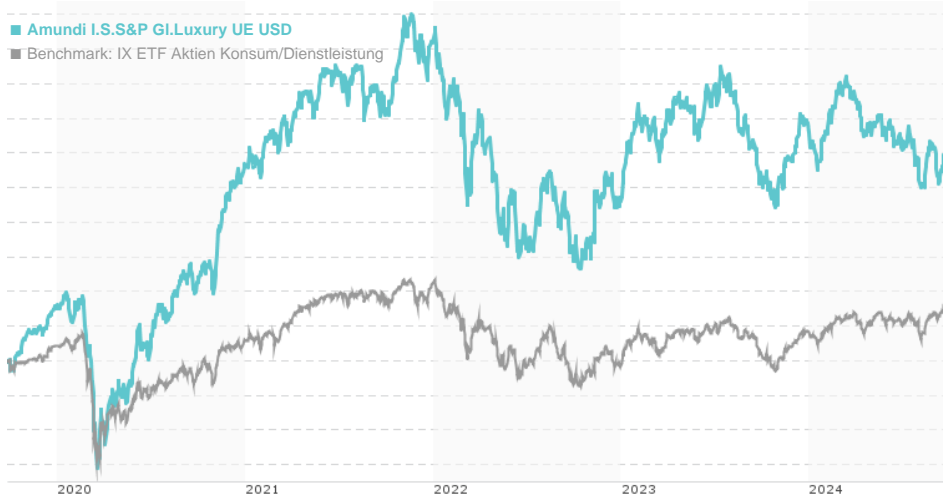


Amundi I.S.S&P GI.Luxury UE USD / LU1681048713 / A2H565 / Amundi Luxembourg

Last 09/24/2024 <sup>1</sup>	Region	Branch	Type of yield	Type
213.76 USD	Worldwide	ETF Stocks	reinvestment	Alternative Investm.



Risk key figures

SRI	1	2	3	4	5	6	7
Mountain-View Funds Rating <sup>2</sup>	EDA <sup>3</sup>						
	▲▲▲▲▲▲▲						

Yearly Performance

2023	+15.46%
2022	-23.81%
2021	+22.40%
2020	+35.97%
2019	+28.40%

Master data		Conditions		Other figures	
Fund type	Single fund	Issue surcharge	3.00%	Minimum investment	UNT 1
Category	Equity	Planned administr. fee	0.00%	Savings plan	-
Sub category	ETF Stocks	Deposit fees	0.00%	UCITS / OGAW	Yes
Fund domicile	Luxembourg	Redemption charge	0.00%	Performance fee	0.00%
Tranch volume	(09/24/2024) EUR 57.48 mill.	Ongoing charges	-	Redeployment fee	0.00%
Total volume	(11/10/2022) EUR 348.54 mill.	Dividends		Investment company	
Launch date	1/30/2018	Amundi Luxembourg			
KESt report funds	No	5 allée Scheffer, L-2520, Luxembourg			
Business year start	01.10.	Luxembourg			
Sustainability type	-	https://www.amundi.lu			
Fund manager	-				

Performance	1M	6M	YTD	1Y	2Y	3Y	5Y	Since start
Performance	-1.10%	-8.20%	-4.34%	+4.82%	+22.80%	-8.37%	+61.16%	+49.60%
Performance p.a.	-	-	-	+4.82%	+10.83%	-2.87%	+10.00%	+6.24%
Sharpe ratio	-0.85	-1.17	-0.57	0.08	0.38	-0.28	0.27	0.12
Volatility	19.36%	16.33%	16.29%	17.06%	19.44%	22.85%	24.49%	22.63%
Worst month	-	-6.92%	-6.92%	-8.59%	-9.32%	-9.32%	-18.95%	-18.95%
Best month	-	2.37%	9.74%	9.74%	15.86%	15.86%	22.35%	22.35%
Maximum loss	-7.25%	-15.56%	-17.57%	-17.57%	-21.89%	-36.66%	-42.47%	-

Distribution permission

Austria, Germany, Switzerland, Luxembourg, Czech Republic

1 Important note on update status: The displayed date refers exclusively to the calculation of the NAV.

2 The Mountain-View Data Fund Rating calculates a comparative ranking for funds using yield, volatility and trend data. For more information visit [MVD Funds Rating](#)

3 Displays the Ethical-Dynamical Ratio calculated according to standard criteria. The maximum value is 100. For more information visit [EDA](#)

**Amundi I.S.S&P GI.Luxury UE USD / LU1681048713 / A2H565 / Amundi Luxembourg**

**Investment strategy**

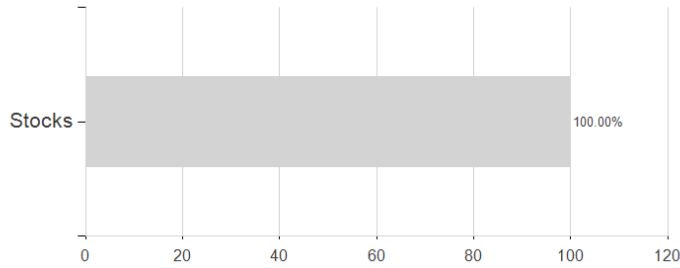
The Index is a Net Total Return Index : dividends net of tax paid by the index constituents are included in the Index return. S&P Global Luxury Index is an equity index comprised of 80 of the largest publicly traded companies engaged in the production or distribution of luxury goods or the provision of luxury services.

**Investment goal**

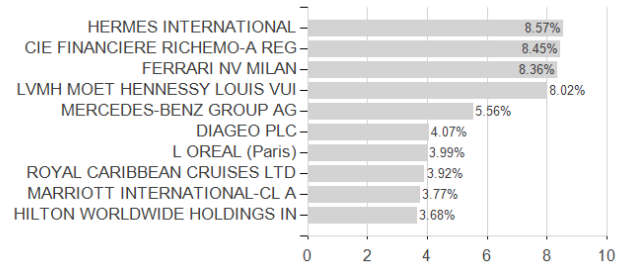
The objective of this Sub-Fund is to track the performance of S&P Global Luxury Index, and to minimize the tracking error between the net asset value of the Sub-Fund and the performance of the Index. The Sub-Fund aims to achieve a level of tracking error of the Sub-Fund and its index that will not normally exceed 1%.

**Assessment Structure**

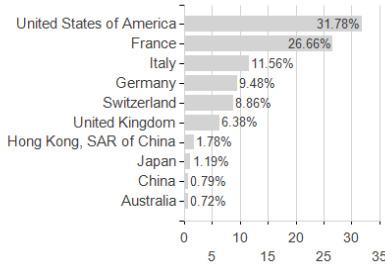
**Assets**



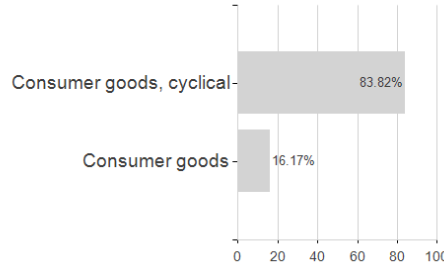
**Largest positions**



**Countries**



**Branches**



**Currencies**

