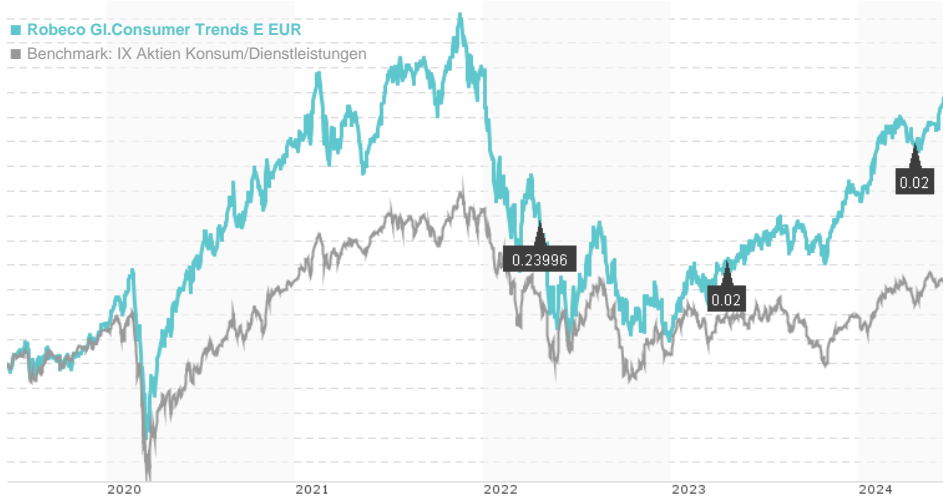


Robeco GI.Consumer Trends E EUR / LU1143725015 / A3CXH6 / Robeco Inst. AM

Last 06/20/2024 ¹	Region	Branch	Type of yield	Type
276.11 EUR	Worldwide	Sector Consumer Goods	paying dividend	Equity Fund



Risk key figures

SRI	1	2	3	4	5	6	7
Mountain-View Funds Rating ²	EDA ³						
	77						

Yearly Performance

2023	+27.46%
2022	-33.21%
2021	+8.88%
2020	+36.23%
2019	+36.69%

Master data		Conditions		Other figures	
-------------	--	------------	--	---------------	--

Fund type	Single fund	Issue surcharge	5.00%	Minimum investment	UNT 1
Category	Equity	Planned administr. fee	0.00%	Savings plan	-
Sub category	Sector Consumer Goods	Deposit fees	0.00%	UCITS / OGAW	Yes
Fund domicile	Luxembourg	Redemption charge	0.00%	Performance fee	0.00%
Tranch volume	-	Ongoing charges	-	Redeployment fee	0.00%
Total volume	(06/20/2024) EUR 4,253.34 mill.	Dividends		Investment company	
Launch date	11/26/2014	17.04.2024	0.02 EUR	Robeco Inst. AM	
KEST report funds	No	19.04.2023	0.02 EUR	Weena 850, 3014, Rotterdam	
Business year start	01.01.	20.04.2022	0.24 EUR	Netherlands	
Sustainability type	-	21.04.2021	1.09 EUR	https://www.robeco.com	
Fund manager	Jack Neele & Richard Speetjens	03.04.2019	0.50 EUR		

Performance	1M	6M	YTD	1Y	2Y	3Y	5Y	Since start
Performance	+3.57%	+14.13%	+14.25%	+22.93%	+42.40%	+0.79%	+53.02%	+77.82%
Performance p.a.	-	-	-	+22.86%	+19.33%	+0.26%	+8.87%	+10.09%
Sharpe ratio	7.71	2.52	2.74	1.72	0.96	-0.18	0.25	0.32
Volatility	6.14%	10.56%	10.73%	11.18%	16.27%	19.21%	20.46%	19.77%
Worst month	-	-3.80%	-3.80%	-3.80%	-9.27%	-11.40%	-11.40%	-11.40%
Best month	-	6.15%	6.15%	7.23%	12.98%	12.98%	12.98%	12.98%
Maximum loss	-0.97%	-5.17%	-5.17%	-7.42%	-18.66%	-38.64%	-38.64%	-

Distribution permission

Austria, Germany, Switzerland

1 Important note on update status: The displayed date refers exclusively to the calculation of the NAV.
 2 The Mountain-View Data Fund Rating calculates a comparative ranking for funds using yield, volatility and trend data. For more information visit [MVD Funds Rating](#)
 3 Displays the Ethical-Dynamical Ratio calculated according to standard criteria. The maximum value is 100. For more information visit [EDA](#)

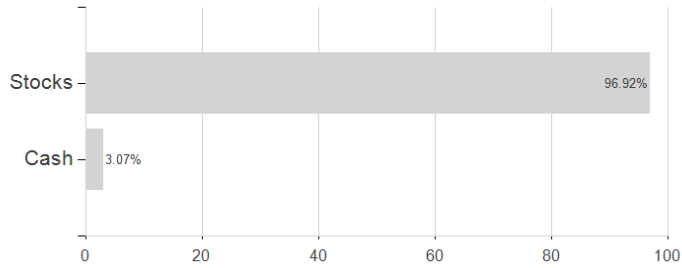
Robeco GI.Consumer Trends E EUR / LU1143725015 / A3CXH6 / Robeco Inst. AM

Investment goal

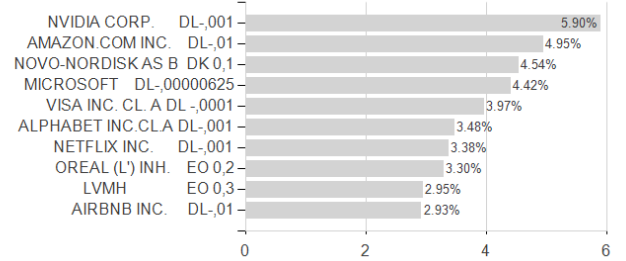
Invests in the consumer goods sector, such as cars, durable consumer goods, media and retail stores.

Assessment Structure

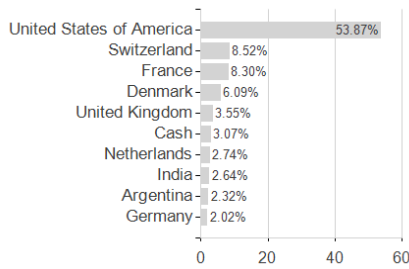
Assets



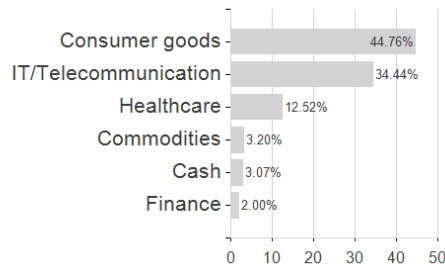
Largest positions



Countries



Branches



Currencies

