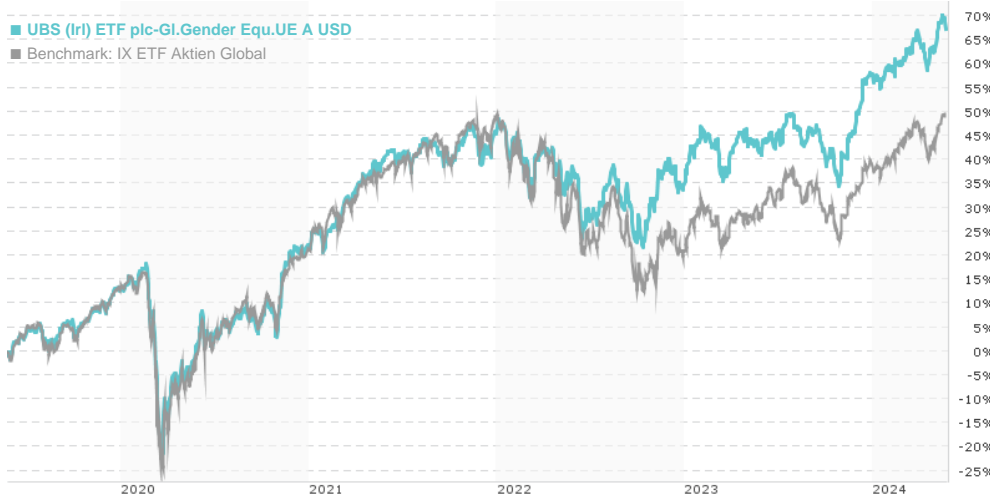


## UBS (Irl) ETF plc-Gl.Gender Equ.UE A USD / IE00BDR5GY45 / A2H5JM / UBS Fund M. (LU)

Last 05/23/2024 <sup>1</sup>	Region	Branch	Type of yield	Type
23.46 USD	Worldwide	ETF Stocks	reinvestment	Alternative Investm.

■ UBS (Irl) ETF plc-Gl.Gender Equ.UE A USD  
■ Benchmark: IX ETF Aktien Global



### Risk key figures

SRI 1 2 3 4 5 6 7

Mountain-View Funds Rating<sup>2</sup> EDA<sup>3</sup>

79

### Yearly Performance

2023	+17.40%
2022	-7.67%
2021	+19.08%
2020	+8.54%
2019	+27.32%

Master data		Conditions		Other figures	
Fund type	Single fund	Issue surcharge	0.00%	Minimum investment	UNT 1
Category	Equity	Planned administr. fee	0.00%	Savings plan	-
Sub category	ETF Stocks	Deposit fees	0.00%	UCITS / OGAW	Yes
Fund domicile	Ireland	Redemption charge	0.00%	Performance fee	0.00%
Tranch volume	(05/23/2024) USD 238.97 mill.	Ongoing charges	-	Redeployment fee	0.00%
Total volume	(05/23/2024) USD 727.78 mill.	Dividends		Investment company	
Launch date	12/19/2017	UBS Fund M. (LU)			
KESr report funds	Yes	33A avenue J.F. Kennedy, 1855, Luxembourg			
Business year start	01.01.	Luxembourg			
Sustainability type	-	https://www.ubs.com			
Fund manager	Stuart Newman,Ian Clarke,				

Performance	1M	6M	YTD	1Y	2Y	3Y	5Y	Since start
Performance	+2.59%	+15.02%	+6.08%	+16.51%	+22.71%	+19.66%	+67.37%	+84.08%
Performance p.a.	-	-	-	+16.47%	+10.76%	+6.17%	+10.84%	+9.95%
Sharpe ratio	4.31	3.53	1.57	1.38	0.58	0.19	0.45	0.42
Volatility	7.58%	8.16%	8.00%	9.23%	11.92%	12.11%	15.75%	14.71%
Worst month	-	-2.80%	-2.80%	-3.88%	-7.89%	-7.89%	-14.63%	-14.63%
Best month	-	8.21%	6.65%	8.21%	8.21%	8.21%	15.72%	15.72%
Maximum loss	-1.73%	-4.92%	-4.92%	-10.15%	-12.36%	-18.00%	-33.33%	-

### Distribution permission

Austria, Germany, Switzerland

<sup>1</sup> Important note on update status: The displayed date refers exclusively to the calculation of the NAV.

<sup>2</sup> The Mountain-View Data Fund Rating calculates a comparative ranking for funds using yield, volatility and trend data. For more information visit [MVD Funds Rating](#)

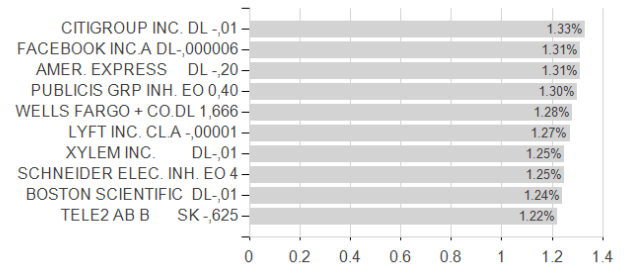
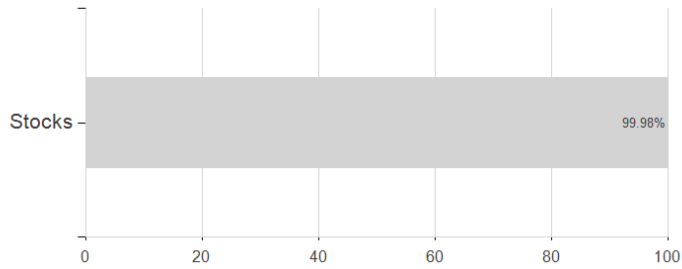
<sup>3</sup> Displays the Ethical-Dynamical Ratio calculated according to standard criteria. The maximum value is 100. For more information visit [EDA](#)

## UBS (Irl) ETF plc-GI.Gender Equ.UE A USD / IE00BDR5GY45 / A2H5JM / UBS Fund M. (LU)

### Assessment Structure

#### Assets

#### Largest positions



#### Countries

#### Branches

#### Currencies

