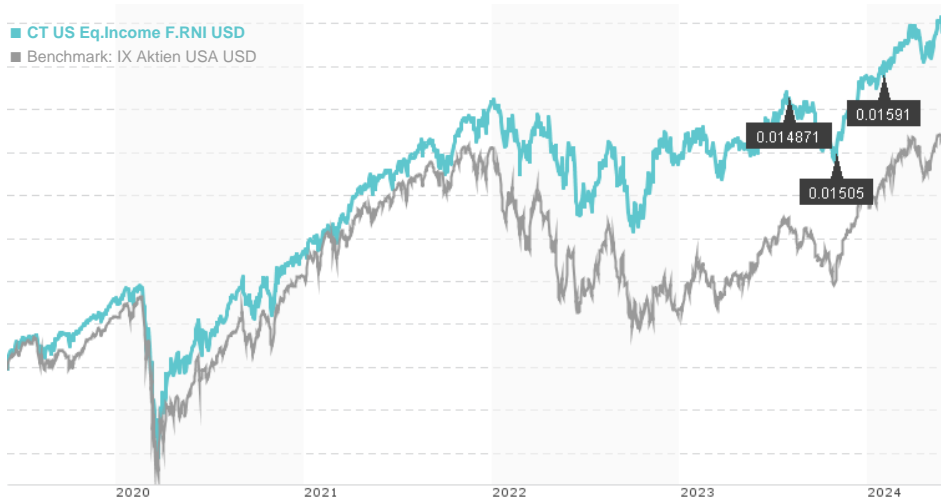


## CT US Eq.Income F.RNI USD / GB00BZ563J79 / A2AELG / Threadneedle Inv. S.

Last 06/03/2024 <sup>1</sup>	Country	Branch	Type of yield	Type
2.84 USD	United States of America	Mixed Sectors	paying dividend	Equity Fund



## Risk key figures

SRI 1 2 3 4 5 6 7

Mountain-View Funds Rating<sup>2</sup>EDA<sup>3</sup>

▲ ▲ ▲ ▲ ▲ ▲

58

## Yearly Performance

2023	+12.34%
2022	-7.54%
2021	+27.56%
2020	+9.76%
2019	+28.79%

Master data		Conditions		Other figures	
Fund type	Single fund	Issue surcharge	5.00%	Minimum investment	USD 3,000.00
Category	Equity	Planned administr. fee	0.00%	Savings plan	-
Sub category	Mixed Sectors	Deposit fees	0.01%	UCITS / OGAW	-
Fund domicile	United Kingdom	Redemption charge	0.00%	Performance fee	0.00%
Tranch volume	(06/03/2024) USD 0.112 mill.	Ongoing charges	-	Redeployment fee	0.00%
Total volume	(03/31/2023) USD 195.52 mill.	Dividends		Investment company	
Launch date	5/23/2016	01.02.2024	0.02 USD	Threadneedle Inv. S. Cannon Place, 78 Cannon Street, EC4N 6AG, London United Kingdom <a href="https://www.columbiathreadneedle.co.uk">https://www.columbiathreadneedle.co.uk</a>	
KESr report funds	Yes	01.11.2023	0.02 USD		
Business year start	01.05.	01.08.2023	0.01 USD		
Sustainability type	-	03.05.2023	0.02 USD		
Fund manager	Benedikt Blomberg	01.02.2023	0.01 USD		

Performance	1M	6M	YTD	1Y	2Y	3Y	5Y	Since start
Performance	+3.41%	+10.40%	+6.02%	+15.92%	+17.93%	+23.21%	+79.75%	+134.55%
Performance p.a.	-	-	-	+15.96%	+8.62%	+7.20%	+12.43%	+11.19%
Sharpe ratio	3.92	1.70	1.03	1.13	0.32	0.22	0.48	0.47
Volatility	11.37%	10.79%	10.83%	10.79%	15.11%	15.45%	18.07%	15.84%
Worst month	-	-2.07%	-2.07%	-4.67%	-8.99%	-8.99%	-10.85%	-10.85%
Best month	-	5.54%	5.54%	7.07%	8.25%	8.25%	10.22%	10.22%
Maximum loss	-3.00%	-4.79%	-4.79%	-9.84%	-13.64%	-18.90%	-33.37%	-

## Distribution permission

Switzerland

<sup>1</sup> Important note on update status: The displayed date refers exclusively to the calculation of the NAV.<sup>2</sup> The Mountain-View Data Fund Rating calculates a comparative ranking for funds using yield, volatility and trend data. For more information visit [MVD Funds Rating](#)<sup>3</sup> Displays the Ethical-Dynamical Ratio calculated according to standard criteria. The maximum value is 100. For more information visit [EDA](#)

## CT US Eq.Income F.RNI USD / GB00BZ563J79 / A2AELG / Threadneedle Inv. S.

### Investment strategy

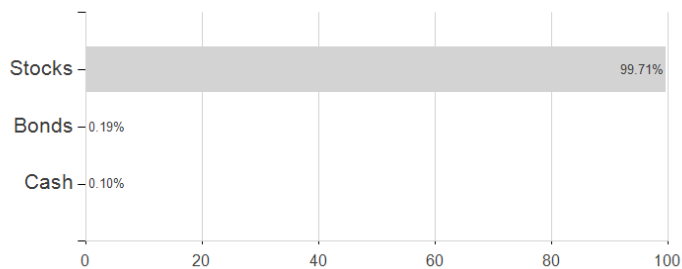
The Fund selects companies that exhibit above average income generation potential, as well as those considered to offer opportunities more by way of share price or dividend growth. These companies may be chosen from any industry or economic sector, and whilst there is no restriction on size, investment tends to focus on larger companies, such as those included in the S&P 500 Index. The S&P 500 Index is a US stock market index, the constituents of which represent around 500 of the largest companies listed on the New York Stock Exchange or NASDAQ. The income yield of this index (calculated using dividends declared by its constituent companies) provides a suitable target benchmark against which the level of income generated by the Fund will be measured and evaluated over time.

### Investment goal

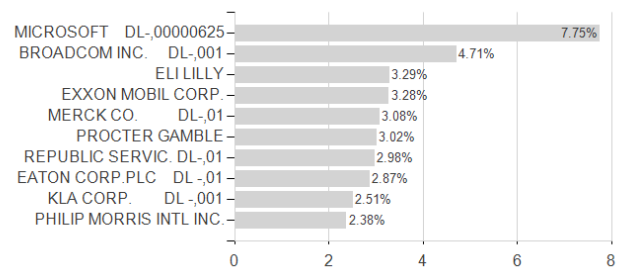
The Fund aims to provide income combined with prospects for investment growth over the long term. It looks to provide an income yield higher than the S&P 500 Index over rolling 3-year periods, after the deduction of charges. The Fund is actively managed, and invests at least 75% of its assets in the shares of companies domiciled in the United States of America (US), or which have significant US business operations.

### Assessment Structure

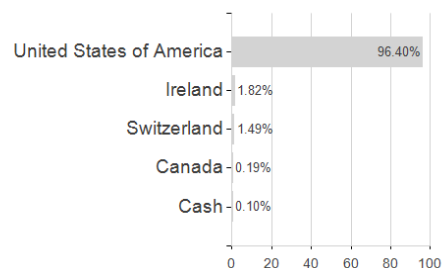
#### Assets



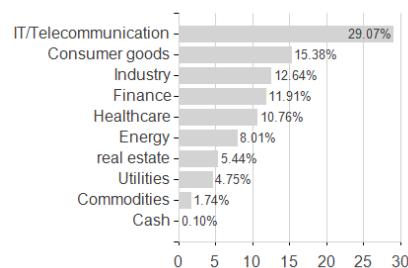
#### Largest positions



#### Countries



#### Branches



#### Currencies

