

THEAM Quant Eq.US Gu.I EUR A RH / LU1049889972 / A12D88 / BNP PARIBAS AM Eur.

Last 09/20/2024 ¹	Country	Branch	Type of yield	Type
319.02 EUR	United States of America	Mixed Sectors	reinvestment	Equity Fund



Risk key figures

SRI	1	2	3	4	5	6	7
Mountain-View Funds Rating ²	EDA ³						
	▲▲▲▲▲▲▲						

Yearly Performance

2023	+18.59%
2022	-17.33%
2021	+22.29%
2020	+1.75%
2019	+22.02%

Master data		Conditions		Other figures	
Fund type	Single fund	Issue surcharge	0.00%	Minimum investment	USD 100,000.00
Category	Equity	Planned administr. fee	0.00%	Savings plan	-
Sub category	Mixed Sectors	Deposit fees	0.00%	UCITS / OGAW	Yes
Fund domicile	Luxembourg	Redemption charge	0.00%	Performance fee	0.00%
Tranch volume	(09/20/2024) USD 1.01 mill.	Ongoing charges	-	Redeployment fee	0.00%
Total volume	(09/24/2024) USD 12.81 mill.	Dividends		Investment company	
Launch date	11/14/2014	BNP PARIBAS AM Eur.			
KESt report funds	No	14 rue Bergère, 75009, Paris			
Business year start	01.01.	France			
Sustainability type	-	https://www.bnpparibas-am.com			
Fund manager	Marie BARBEROT				

Performance	1M	6M	YTD	1Y	2Y	3Y	5Y	Since start
Performance	+2.52%	+8.49%	+23.14%	+33.44%	+49.30%	+28.75%	+56.89%	+67.29%
Performance p.a.	-	-	-	+33.34%	+22.15%	+8.78%	+9.41%	+7.49%
Sharpe ratio	2.08	1.00	2.20	2.14	1.17	0.28	0.25	0.19
Volatility	14.73%	14.13%	13.75%	14.05%	16.05%	18.85%	23.62%	21.53%
Worst month	-	-5.41%	-5.41%	-5.41%	-10.50%	-13.98%	-20.78%	-20.78%
Best month	-	5.34%	5.34%	9.18%	12.87%	12.87%	12.87%	12.87%
Maximum loss	-4.09%	-8.83%	-8.83%	-8.83%	-10.99%	-26.95%	-43.37%	-

Distribution permission

Austria, Germany, Switzerland, Luxembourg, Czech Republic

1 Important note on update status: The displayed date refers exclusively to the calculation of the NAV.
 2 The Mountain-View Data Fund Rating calculates a comparative ranking for funds using yield, volatility and trend data. For more information visit [MVD Funds Rating](#)
 3 Displays the Ethical-Dynamical Ratio calculated according to standard criteria. The maximum value is 100. For more information visit [EDA](#)

THEAM Quant Eq.US Gu.I EUR A RH / LU1049889972 / A12D88 / BNP PARIBAS AM Eur.

Investment strategy

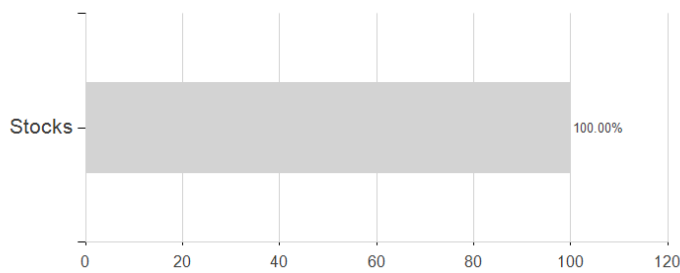
In order to achieve its investment objective, the Sub-fund implements a quantitative investment strategy (the Strategy) that consists of the following steps: (a) definition of the investment universe composed of North American market largest stock market capitalisations offering satisfactory liquidity conditions and meeting minimum ESG requirements following a best-in-class approach. Are in particular excluded, companies involved in sectors with potentially high negative ESG impact, those subject to significant violations of the principles of the United Nations Global Compact and those that have been involved in serious controversies related to ESG. (b) selection of stocks using a fundamental approach. The objective is to examine the investment universe in order to identify the stocks benefiting from a sustainable business model, favourable outlook and attractive valuation. (c) ensuring minimum ESG and carbon objectives, consisting of a lower carbon footprint and of a better ESG score of the Strategy final portfolio compared to a reference market investment universe.

Investment goal

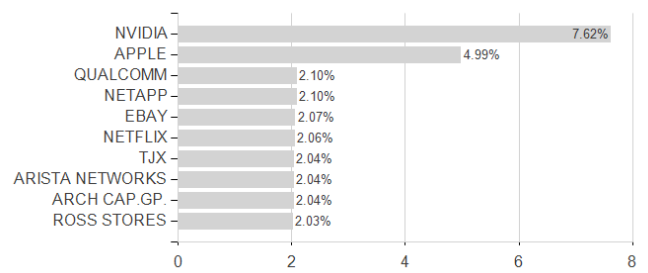
The Sub-Fund seeks to increase the value of its assets over the medium term by being exposed to a dynamic basket of North American equities, the components of which are chosen using a systematic selection method based on a fundamental analysis of companies while taking into account Environmental, Social and Governance (ESG) criteria.

Assessment Structure

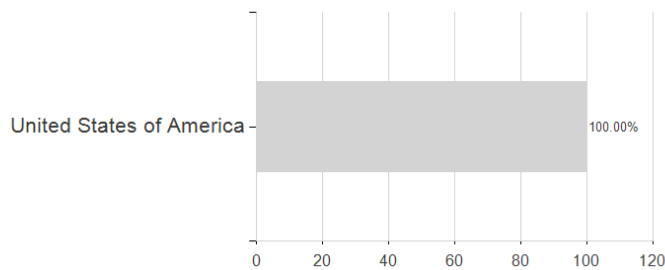
Assets



Largest positions



Countries



Branches

