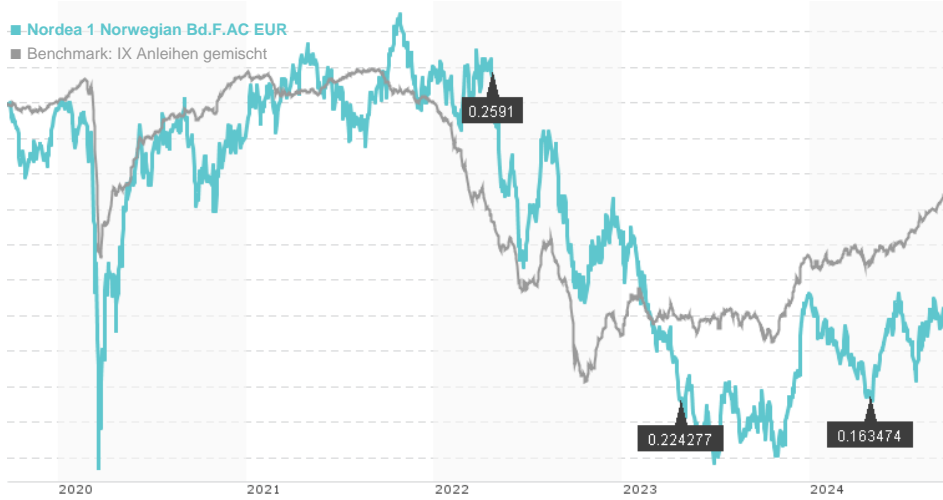


Nordea 1 Norwegian Bd.F.AC EUR / LU0841569659 / A14S5X / Nordea Inv. Funds

|                              |         |              |                 |                   |
|------------------------------|---------|--------------|-----------------|-------------------|
| Last 09/23/2024 <sup>1</sup> | Country | Branch       | Type of yield   | Type              |
| 8.99 EUR                     | Norway  | Bonds: Mixed | paying dividend | Fixed-Income Fund |



Risk key figures

|   |                  |   |   |   |   |   |   |
|---|------------------|---|---|---|---|---|---|
| SRI                                     | 1                | 2 | 3 | 4 | 5 | 6 | 7 |
| Mountain-View Funds Rating <sup>2</sup> | EDA <sup>3</sup> |   |   |   |   |   |   |
|   |                  |   |   |   |   |   |   |

Yearly Performance

|      |        |
|------|--------|
| 2023 | -3.22% |
| 2022 | -9.52% |
| 2021 | +3.81% |
| 2020 | -1.37% |
| 2019 | +3.64% |

| Master data         |                                 | Conditions             |          | Other figures   |       |
|---------------------|---------------------------------|------------------------|----------|---|-------|
| Fund type           | Single fund                     | Issue surcharge        | 3.00%    | Minimum investment  | UNT 0 |
| Category            | Bonds                           | Planned administr. fee | 0.00%    | Savings plan  | -     |
| Sub category        | Bonds: Mixed                    | Deposit fees           | 0.00%    | UCITS / OGAW  | Yes   |
| Fund domicile       | Luxembourg                      | Redemption charge      | 0.00%    | Performance fee   | 0.00% |
| Tranch volume       | (09/23/2024) NOK 0.026 mill.    | Ongoing charges        | -        | Redeployment fee  | 0.00% |
| Total volume        | (09/23/2024) NOK 2,383.67 mill. | <b>Dividends</b>       |          | <b>Investment company</b>   |       |
| Launch date         | 5/12/2015                       | 26.04.2024             | 0.16 EUR | Nordea Inv. Funds<br>562, Rue de Neudorf, 2017, Luxembourg<br>Luxembourg<br><a href="https://www.nordea.lu">https://www.nordea.lu</a> |       |
| KEST report funds   | Yes                             | 24.04.2023             | 0.22 EUR |   |       |
| Business year start | 01.01.                          | 22.04.2022             | 0.26 EUR |   |       |
| Sustainability type | -                               | 27.04.2021             | 0.25 EUR |   |       |
| Fund manager        | Harald Willersrud, Lars Løtvedt | 24.04.2020             | 0.24 EUR |   |       |

| Performance      | 1M     | 6M     | YTD    | 1Y     | 2Y      | 3Y      | 5Y      | Since start |
|------------------|--------|--------|--------|--------|---------|---------|---------|-------------|
| Performance      | +0.40% | +2.84% | -1.35% | +7.30% | -4.19%  | -13.46% | -11.48% | -10.41%     |
| Performance p.a. | -      | -      | -      | +7.32% | -2.12%  | -4.70%  | -2.41%  | -1.67%      |
| Sharpe ratio     | 0.19   | 0.28   | -0.68  | 0.45   | -0.61   | -0.88   | -0.57   | -0.55       |
| Volatility       | 7.53%  | 8.19%  | 7.82%  | 8.57%  | 9.18%   | 9.24%   | 10.21%  | 9.28%       |
| Worst month      | -      | -2.08% | -2.80% | -4.38% | -4.97%  | -4.97%  | -9.76%  | -9.76%      |
| Best month       | -      | 4.92%  | 6.61%  | 6.61%  | 6.61%   | 6.61%   | 6.61%   | 6.61%       |
| Maximum loss     | -1.92% | -5.53% | -6.67% | -6.77% | -15.80% | -24.09% | -24.09% | -           |

Distribution permission

Austria, Germany, Switzerland, Czech Republic

<sup>1</sup> Important note on update status: The displayed date refers exclusively to the calculation of the NAV.

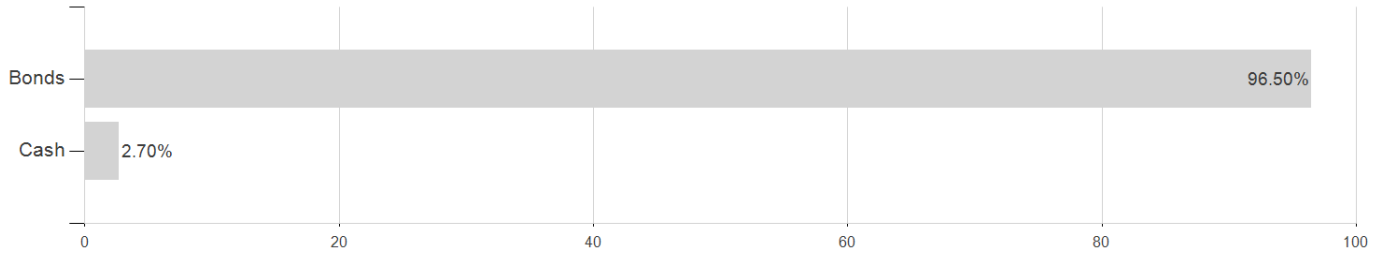
<sup>2</sup> The Mountain-View Data Fund Rating calculates a comparative ranking for funds using yield, volatility and trend data. For more information visit [MVD Funds Rating](#)

<sup>3</sup> Displays the Ethical-Dynamical Ratio calculated according to standard criteria. The maximum value is 100. For more information visit [EDA](#)

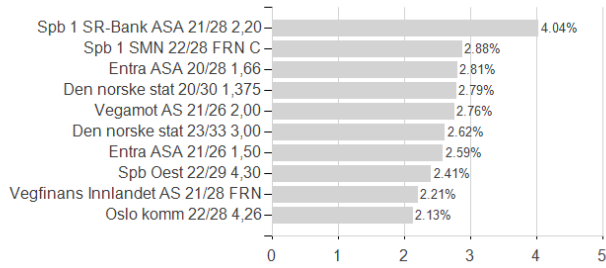
Nordea 1 Norwegian Bd.F.AC EUR / LU0841569659 / A14S5X / Nordea Inv. Funds

Assessment Structure

Assets



Largest positions



Countries

