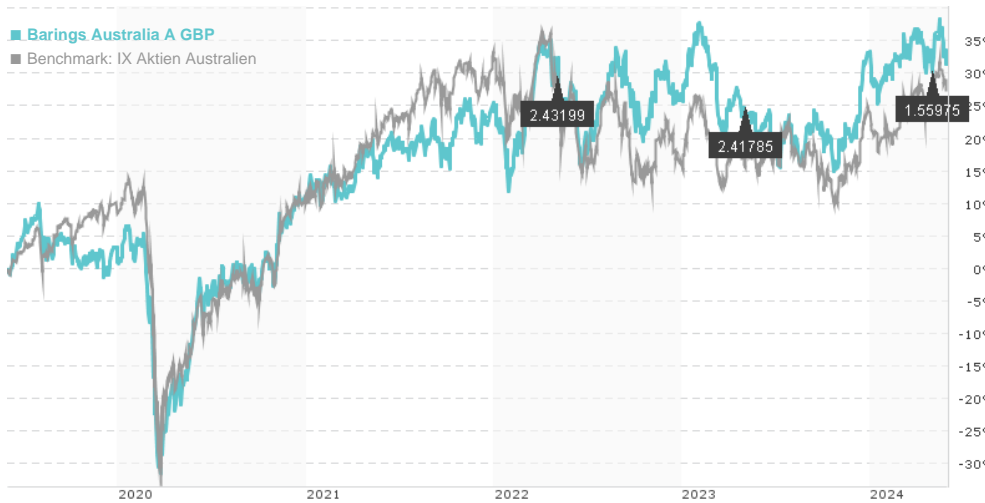


Barings Australia A GBP / IE00B45XQ142 / A1JSQT / Baring Int.Fd.M.(IE)

Last 05/31/2024 ¹	Country	Branch	Type of yield	Type
109.74 GBP	Australia	Mixed Sectors	paying dividend	Equity Fund

■ Barings Australia A GBP
■ Benchmark: IX Aktien Australien



Risk key figures

SRI 1 2 3 4 5 6 7

Mountain-View Funds Rating² EDA³

73

Yearly Performance

2023	+4.96%
2022	+2.23%
2021	+12.58%
2020	+9.12%
2019	+13.98%

Master data		Conditions		Other figures	
Fund type	Single fund	Issue surcharge	5.00%	Minimum investment	GBP 2,500.00
Category	Equity	Planned administr. fee	0.00%	Savings plan	-
Sub category	Mixed Sectors	Deposit fees	0.00%	UCITS / OGAW	Yes
Fund domicile	Ireland	Redemption charge	0.00%	Performance fee	0.00%
Tranch volume	(05/31/2024) USD 0.647 mill.	Ongoing charges	-	Redeployment fee	0.00%
Total volume	(12/12/2022) USD 64.51 mill.	Dividends		Investment company	
Launch date	12/21/2009	01.05.2024	1.56 GBP	Baring Int.Fd.M.(IE) Ballsbridge 1 3rd Floor Building 3, D04 EP27, Dublin Ireland www.barings.com	
KESr report funds	Yes	02.05.2023	2.42 GBP		
Business year start	01.05.	03.05.2022	2.43 GBP		
Sustainability type	-	04.05.2021	0.89 GBP		
Fund manager	Richard Holroyd, SooHai Lim, Clive Burstow	01.05.2020	1.88 GBP		

Performance	1M	6M	YTD	1Y	2Y	3Y	5Y	Since start
Performance	-0.31%	+9.82%	-0.34%	+12.01%	+3.77%	+12.34%	+32.85%	+44.33%
Performance p.a.	-	-	-	+11.98%	+1.87%	+3.95%	+5.84%	+5.77%
Sharpe ratio	-0.43	1.10	-0.31	0.55	-0.12	0.01	0.10	0.11
Volatility	17.04%	15.40%	14.94%	15.03%	15.73%	15.94%	19.84%	18.77%
Worst month	-	-2.72%	-2.72%	-5.53%	-7.92%	-8.24%	-19.51%	-19.51%
Best month	-	10.20%	10.20%	10.20%	10.20%	11.80%	11.80%	11.80%
Maximum loss	-4.97%	-6.11%	-6.11%	-7.61%	-16.57%	-16.57%	-37.68%	-

Distribution permission

Austria, Germany, Switzerland

¹ Important note on update status: The displayed date refers exclusively to the calculation of the NAV.

² The Mountain-View Data Fund Rating calculates a comparative ranking for funds using yield, volatility and trend data. For more information visit [MVD Funds Rating](#)

³ Displays the Ethical-Dynamical Ratio calculated according to standard criteria. The maximum value is 100. For more information visit [EDA](#)

Barings Australia A GBP / IE00B45XQ142 / A1JSQT / Baring Int.Fd.M.(IE)

Investment strategy

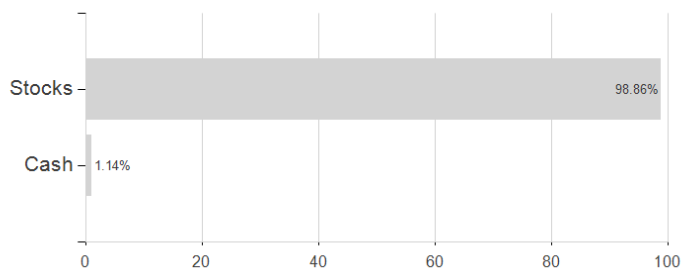
The Fund will invest at least 50% of the Fund's total assets in equities of companies that exhibit positive or improving environmental, social and governance (ESG) characteristics. Further detail of the Investment Manager's, Public Equity: ESG Integration & Active Engagement Policy for equity Funds including the Fund is available on the Manager's website at www.baring.com. The Fund is also permitted to invest to a lesser extent in shares of companies elsewhere in the Asia Pacific region (other than Australia) or in other markets which the investment manager believes have the potential to benefit from the economic growth and development of the Asia Pacific region. Furthermore, it may invest in shares of companies that exhibit less positive environmental, social and governance (ESG) characteristics.

Investment goal

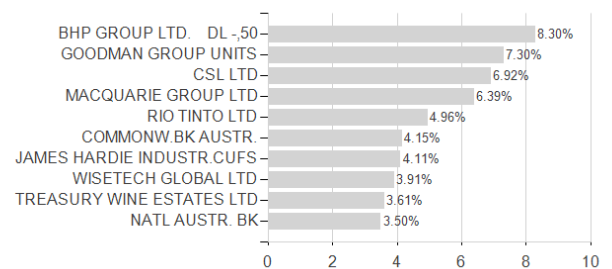
To provide long-term capital growth by investing in Australia. The Fund invests at least 70% of its total assets (excluding cash and cash equivalent assets) in the shares of companies incorporated in, exercising the predominant part of their economic activity in, or quoted or traded on stock exchanges in Australia.

Assessment Structure

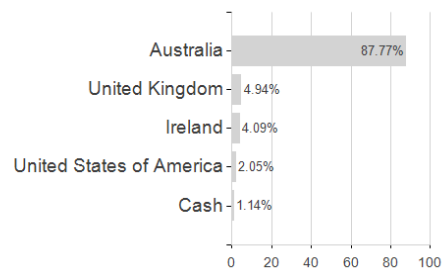
Assets



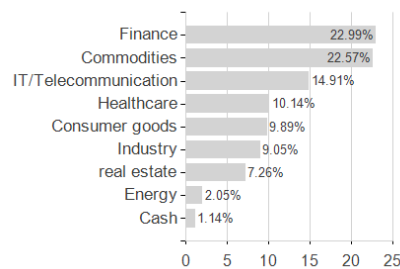
Largest positions



Countries



Branches



Currencies

