

UniAusschüttung -net- A / LU1390462262 / A2AGK5 / Union Investment(LU)

Last 05/29/2024 ¹	Region	Branch	Type of yield	Type
47.98 EUR	Worldwide	Mixed fund/flexible	paying dividend	Mixed Fund

■ UniAusschüttung -net- A
■ Benchmark: IX DF Mischfonds flexibel



Risk key figures

SRI 1 2 3 4 5 6 7

Mountain-View Funds Rating²EDA³

▲ ▲ ▲ ▲ ▲ ▲

66

Yearly Performance

2023	+6.77%
2022	-8.70%
2021	+14.27%
2020	-2.97%
2019	+13.65%

Master data		Conditions		Other figures	
Fund type	Single fund	Issue surcharge	0.00%	Minimum investment	UNT 0
Category	Mixed Fund	Planned administr. fee	0.00%	Savings plan	Yes
Sub category	Mixed fund/flexible	Deposit fees	0.00%	UCITS / OGAW	Yes
Fund domicile	Luxembourg	Redemption charge	0.00%	Performance fee	0.00%
Tranch volume	(05/29/2024) EUR 585.54 mill.	Ongoing charges	-	Redeployment fee	0.00%
Total volume	(05/29/2024) EUR 1,513.14 mill.	Dividends		Investment company	
Launch date	4/29/2016	16.05.2024	0.56 EUR	Union Investment(LU) 308, route d'Esch, 1471, Luxembourg Luxembourg https://www.union-investment.lu	
KESr report funds	Yes	08.02.2024	0.47 EUR		
Business year start	01.04.	16.11.2023	0.47 EUR		
Sustainability type	-	10.08.2023	0.48 EUR		
Fund manager	-	11.05.2023	0.62 EUR		

Performance	1M	6M	YTD	1Y	2Y	3Y	5Y	Since start
Performance	+0.60%	+6.59%	+2.47%	+9.62%	+4.35%	+5.51%	+18.31%	+21.73%
Performance p.a.	-	-	-	+9.62%	+2.15%	+1.80%	+3.42%	+2.65%
Sharpe ratio	0.80	2.34	0.57	1.19	-0.27	-0.34	-0.05	-0.16
Volatility	4.73%	4.25%	4.21%	4.94%	5.98%	5.76%	7.83%	6.97%
Worst month	-	-1.60%	-1.60%	-1.98%	-5.98%	-5.98%	-13.45%	-13.45%
Best month	-	4.40%	3.37%	4.40%	4.50%	4.50%	5.22%	5.22%
Maximum loss	-1.64%	-2.46%	-2.46%	-5.02%	-9.46%	-13.36%	-25.00%	-

Distribution permission

Austria, Germany, Luxembourg

¹ Important note on update status: The displayed date refers exclusively to the calculation of the NAV.

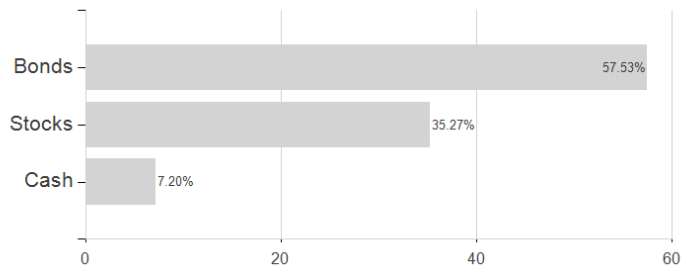
² The Mountain-View Data Fund Rating calculates a comparative ranking for funds using yield, volatility and trend data. For more information visit [MVD Funds Rating](#)

³ Displays the Ethical-Dynamical Ratio calculated according to standard criteria. The maximum value is 100. For more information visit [EDA](#)

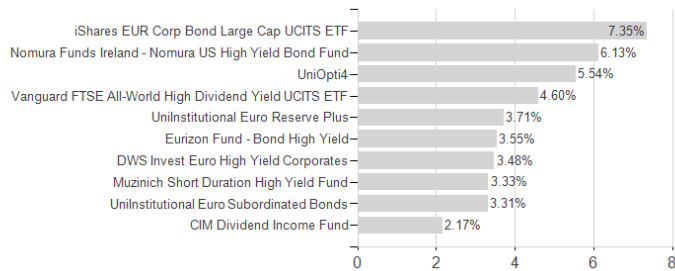
UniAusschüttung -net- A / LU1390462262 / A2AGK5 / Union Investment(LU)

Assessment Structure

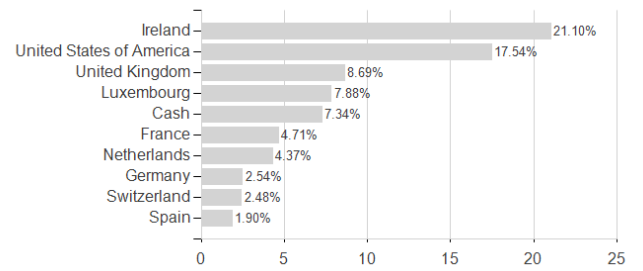
Assets



Largest positions



Countries



Currencies

