

Capital Group GI.High I.O.(LUX)Bdh GBP / LU0444869548 / A0N9H6 / Capital Int. M. Co.

| Last 05/22/2024 ¹ | Region | Branch | Type of yield | Type |
|------------------------------|-----------|--------------|-----------------|-------------------|
| 8.90 GBP | Worldwide | Bonds: Mixed | paying dividend | Fixed-Income Fund |

■ Capital Group GI.High I.O.(LUX)Bdh GBP
■ Benchmark: IX Anleihen gemischt High Yield



Risk key figures

SRI 1 2 3 4 5 6 7

Mountain-View Funds Rating² EDA³

73

Yearly Performance

| | |
|------|---------|
| 2023 | +9.85% |
| 2022 | -13.72% |
| 2021 | -0.29% |
| 2020 | +6.51% |
| 2019 | +9.77% |

| Master data | | Conditions | | Other figures | |
|---------------------|---|------------------------|----------|---|-------|
| Fund type | Single fund | Issue surcharge | 5.25% | Minimum investment | UNT 0 |
| Category | Bonds | Planned administr. fee | 0.00% | Savings plan | - |
| Sub category | Bonds: Mixed | Deposit fees | 0.06% | UCITS / OGAW | Yes |
| Fund domicile | Luxembourg | Redemption charge | 0.00% | Performance fee | 0.00% |
| Tranch volume | (05/22/2024) USD 0.598 mill. | Ongoing charges | - | Redeployment fee | 0.00% |
| Total volume | (05/22/2024) USD 1,461.63 mill. | Dividends | | Investment company | |
| Launch date | 8/7/2009 | 02.04.2024 | 0.12 GBP | Capital Int. M. Co. 37A, Avenue J-F Kennedy, 1855, Luxembourg Luxembourg https://www.capitalgroup.com | |
| KESr report funds | No | 02.01.2024 | 0.11 GBP | | |
| Business year start | 01.01. | 02.10.2023 | 0.12 GBP | | |
| Sustainability type | - | 03.07.2023 | 0.11 GBP | | |
| Fund manager | L. Freitas de Oliveira, K. Spence, D. Daigle, S. Ward | 03.04.2023 | 0.10 GBP | | |

| Performance | 1M | 6M | YTD | 1Y | 2Y | 3Y | 5Y | Since start |
|------------------|--------|--------|--------|--------|--------|---------|---------|-------------|
| Performance | +2.30% | +5.83% | +1.14% | +9.37% | +9.99% | -4.24% | +6.26% | +6.88% |
| Performance p.a. | - | - | - | +9.35% | +4.87% | -1.44% | +1.22% | +0.99% |
| Sharpe ratio | 6.20 | 1.82 | -0.20 | 1.11 | 0.17 | -0.91 | -0.39 | -0.47 |
| Volatility | 4.52% | 4.56% | 4.23% | 5.00% | 6.12% | 5.78% | 6.75% | 6.06% |
| Worst month | - | -1.64% | -1.64% | -2.30% | -6.18% | -6.18% | -12.16% | -12.16% |
| Best month | - | 4.94% | 3.67% | 4.94% | 4.94% | 4.94% | 5.53% | 5.53% |
| Maximum loss | -0.57% | -2.43% | -2.43% | -5.11% | -9.71% | -20.91% | -20.91% | - |

Distribution permission

Austria, Germany, Switzerland, Luxembourg

¹ Important note on update status: The displayed date refers exclusively to the calculation of the NAV.

² The Mountain-View Data Fund Rating calculates a comparative ranking for funds using yield, volatility and trend data. For more information visit [MVD Funds Rating](#)

³ Displays the Ethical-Dynamical Ratio calculated according to standard criteria. The maximum value is 100. For more information visit [EDA](#)

Capital Group GI.High I.O.(LUX)Bdh GBP / LU0444869548 / A0N9H6 / Capital Int. M. Co.

Investment strategy

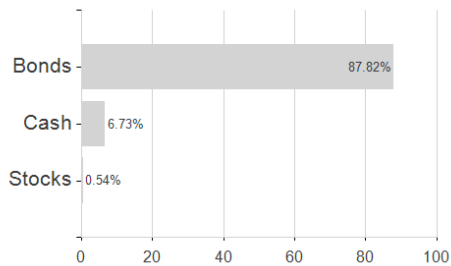
The fund invests primarily in emerging market bonds and corporate high yield bonds from around the world, denominated in USD and various national currencies (including emerging markets currencies). These are usually listed or traded on other regulated markets. Unlisted securities may also be purchased. In addition to the integration of sustainability risks as part of the investment adviser's investment decision making process, the investment adviser aims to manage a carbon footprint lower than the fund's selected index level as specified in the prospectus.

Investment goal

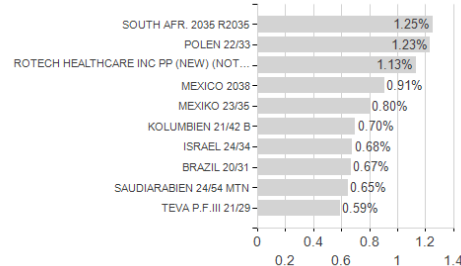
To provide, over the long term, a high level of total return, of which a large component is current income.

Assessment Structure

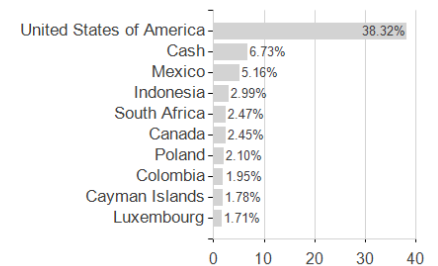
Assets



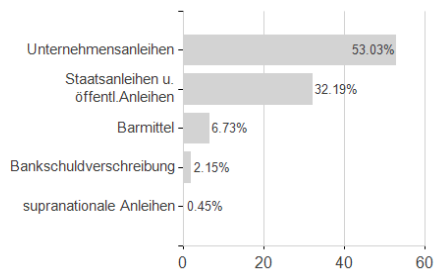
Largest positions



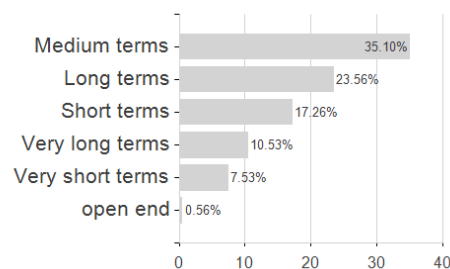
Countries



Issuer



Duration



Currencies

