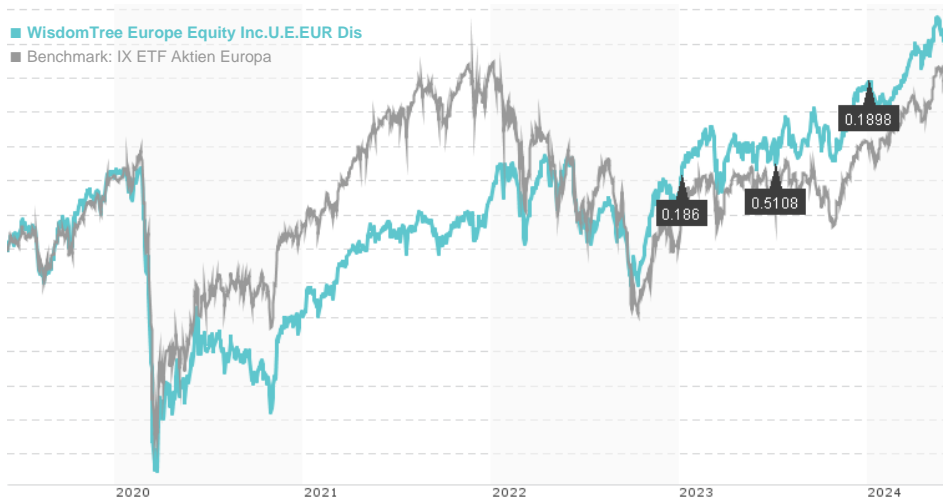


**WisdomTree Europe Equity Inc.U.E.EUR Dis / IE00BQZJBX31 / A12HUT / Wisdom Tree M.**

Last 06/03/2024 <sup>1</sup>	Region	Branch	Type of yield	Type
13.09 EUR	Europe	ETF Stocks	paying dividend	Alternative Investm.

■ WisdomTree Europe Equity Inc.U.E.EUR Dis  
■ Benchmark: IX ETF Aktien Europa



**Risk key figures**

SRI 1 2 3 4 5 6 7

Mountain-View Funds Rating<sup>2</sup> EDA<sup>3</sup>

67

**Yearly Performance**

2023	+15.66%
2022	-0.46%
2021	+18.90%
2020	-18.30%
2019	+20.53%

Master data		Conditions		Other figures	
Fund type	Single fund	Issue surcharge	0.00%	Minimum investment	UNT 1
Category	Equity	Planned administr. fee	0.00%	Savings plan	-
Sub category	ETF Stocks	Deposit fees	0.00%	UCITS / OGAW	Yes
Fund domicile	Ireland	Redemption charge	0.00%	Performance fee	0.00%
Tranch volume	(06/03/2024) EUR 28.11 mill.	Ongoing charges	-	Redeployment fee	0.00%
Total volume	(06/03/2024) EUR 31.56 mill.	Dividends		Investment company	
Launch date	10/21/2014	04.01.2024	0.19 EUR	Wisdom Tree M. 31-41 Worship Street, EC2A 2DX, London United Kingdom <a href="https://www.wisdomtree.eu">https://www.wisdomtree.eu</a>	
KESr report funds	Yes	06.07.2023	0.51 EUR		
Business year start	01.01.	05.01.2023	0.19 EUR		
Sustainability type	-	07.07.2022	0.42 EUR		
Fund manager	WisdomTree Management Ltd.	06.01.2022	0.20 EUR		

Performance	1M	6M	YTD	1Y	2Y	3Y	5Y	Since start
Performance	+3.13%	+10.21%	+7.33%	+15.56%	+17.10%	+29.06%	+34.30%	+44.02%
Performance p.a.	-	-	-	+15.61%	+8.24%	+8.87%	+6.07%	+4.14%
Sharpe ratio	4.21	2.03	1.60	1.19	0.35	0.38	0.13	0.02
Volatility	9.50%	8.83%	9.12%	10.00%	12.81%	13.39%	18.17%	17.13%
Worst month	-	-0.72%	-0.72%	-3.41%	-8.81%	-8.81%	-19.47%	-19.47%
Best month	-	4.17%	4.17%	4.97%	7.61%	7.61%	15.82%	15.82%
Maximum loss	-2.56%	-3.64%	-3.64%	-6.33%	-16.28%	-16.60%	-39.70%	-

**Distribution permission**

Austria, Germany, Switzerland

<sup>1</sup> Important note on update status: The displayed date refers exclusively to the calculation of the NAV.

<sup>2</sup> The Mountain-View Data Fund Rating calculates a comparative ranking for funds using yield, volatility and trend data. For more information visit [MVD Funds Rating](#)

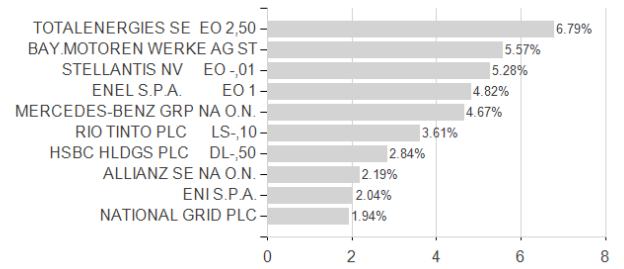
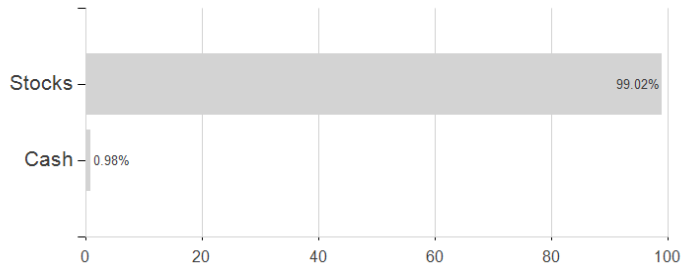
<sup>3</sup> Displays the Ethical-Dynamical Ratio calculated according to standard criteria. The maximum value is 100. For more information visit [EDA](#)

**WisdomTree Europe Equity Inc.U.E.EUR Dis / IE00BQZJBX31 / A12HUT / Wisdom Tree M.**

**Assessment Structure**

**Assets**

**Largest positions**



**Countries**

**Branches**

**Currencies**

