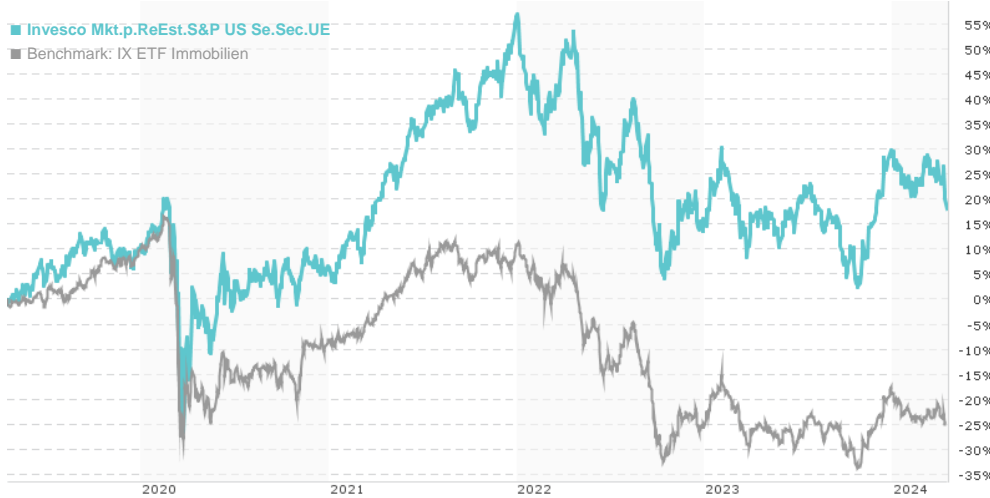


**Invesco Mkt.p.ReEst.S&P US Se.Sec.UE / IE00BYM8JD58 / A2ABQ2 / Invesco IM**

Last 04/15/2024 <sup>1</sup>	Country	Branch	Type of yield	Type
<b>20.94 USD</b>	United States of America	ETF Real Estate	reinvestment	Alternative Investm.

■ Invesco Mkt.p.ReEst.S&P US Se.Sec.UE  
■ Benchmark: IX ETF Immobilien



**Risk key figures**

SRI 1 2 3 4 **5** 6 7

Mountain-View Funds Rating<sup>2</sup>

EDA<sup>3</sup>

▲ ▲ ▲ ▲ ▲ ▲

**Yearly Performance**

2023	+11.59%
2022	-26.58%
2021	+47.39%
2020	-4.05%
2019	+28.22%

Master data		Conditions		Other figures	
Fund type	Single fund	Issue surcharge	0.00%	Minimum investment	UNT 1
Category	Real Estate	Planned administr. fee	0.00%	Savings plan	-
Sub category	ETF Real Estate	Deposit fees	0.00%	UCITS / OGAW	Yes
Fund domicile	Ireland	Redemption charge	0.00%	Performance fee	0.00%
Tranch volume	-	Ongoing charges	-	Redeployment fee	0.00%
Total volume	-	Dividends		Investment company	
Launch date	2/17/2016	Invesco IM			
KESr report funds	Yes				
Business year start	01.12.	Ireland			
Sustainability type	-	<a href="https://www.invescomanagementcompany.ie">https://www.invescomanagementcompany.ie</a>			
Fund manager	Assenagon Asset Management S.A.				

Performance	1M	6M	YTD	1Y	2Y	3Y	5Y	Since start
Performance	-5.69%	+6.98%	-8.16%	+0.62%	-21.84%	-4.03%	+15.42%	+48.25%
Performance p.a.	-	-	-	+0.63%	-11.64%	-1.36%	+2.91%	+5.54%
Sharpe ratio	-2.44	0.52	-1.65	-0.18	-0.70	-0.26	-0.04	0.08
Volatility	22.03%	20.44%	18.07%	18.50%	22.36%	20.57%	24.51%	21.54%
Worst month	-	-7.51%	-7.51%	-7.51%	-13.24%	-13.24%	-15.03%	-15.03%
Best month	-	12.42%	8.58%	12.42%	12.42%	12.42%	12.42%	12.42%
Maximum loss	-7.51%	-9.18%	-9.01%	-16.90%	-33.47%	-34.77%	-38.73%	-

**Distribution permission**

Austria, Germany

<sup>1</sup> Important note on update status: The displayed date refers exclusively to the calculation of the NAV.

<sup>2</sup> The Mountain-View Data Fund Rating calculates a comparative ranking for funds using yield, volatility and trend data. For more information visit [MVD Funds Rating](#)

<sup>3</sup> Displays the Ethical-Dynamical Ratio calculated according to standard criteria. The maximum value is 100. For more information visit [EDA](#)

DISCLAIMER: The information on this page are for informational purposes only and should neither an offer to sell nor a solicitation for the purchase of the security or recommendation in favor of the security to be understood. baha GmbH assumes no liability despite thorough searches for the accuracy of the data.

Funds data from: www.mountain-view.com. Fact Sheet created by: www.baha.com

Created: 04/16/2024

## Invesco Mkt.p.ReEst.S&P US Se.Sec.UE / IE00BYM8JD58 / A2ABQ2 / Invesco IM

### Investment strategy

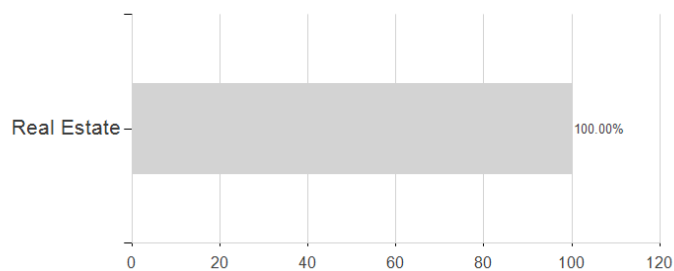
The Fund is a passively managed Exchange-Traded Fund. To achieve the objective the Fund will use unfunded swaps ("Swaps"). These Swaps are an agreement between the Fund and an approved counterparty to exchange one stream of cash flows against another stream but do not require the Fund to provide collateral, on the basis that the Fund has already invested in a basket of equities and equity related securities (namely shares). Please note that the Fund will purchase securities that are not contained in the Index. The performance of the Index is swapped from the counterparty to the Fund in exchange for the performance of equities and equity related securities held by the Fund.

### Investment goal

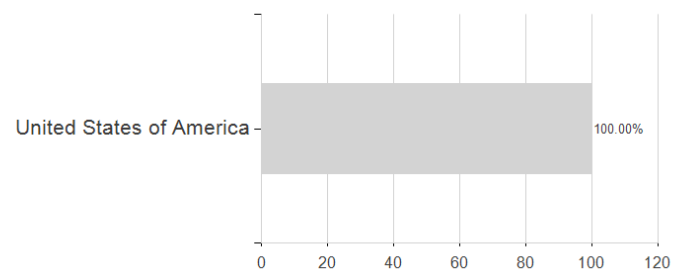
The objective of the Fund is to aim to track the Net Total Return performance of the S&P Select Sector Capped 20% Real Estate Index (the "Index"), less fees, expenses and transaction costs. The Fund's base currency is USD. The Index represents the real estate sector of S&P 500 excluding mortgage REITS. The constituents are classified according to the Global Industry Classification Standard (GICS) and maintain the same classification as the parent S&P 500.

### Assessment Structure

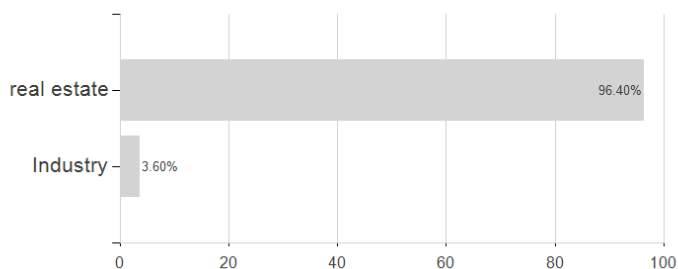
#### Assets



#### Countries



#### Branches



#### Largest positions

