

iShares Core MSCI W.U.E.GBP D H / IE00BD45YS76 / A2DRG6 / BlackRock AM (IE)

Last 04/18/2024 ¹	Region	Branch	Type of yield	Type
8.42 GBP	Worldwide	ETF Stocks	paying dividend	Alternative Investm.



Risk key figures

SRI	1	2	3	4	5	6	7
Mountain-View Funds Rating ²							EDA ³
							67

Yearly Performance

2023	+22.63%
2022	-17.27%
2021	+23.90%
2020	+11.54%
2019	+25.77%

Master data		Conditions		Other figures	
Fund type	Single fund	Issue surcharge	0.00%	Minimum investment	UNT 1
Category	Equity	Planned administr. fee	0.00%	Savings plan	-
Sub category	ETF Stocks	Deposit fees	0.00%	UCITS / OGAW	Yes
Fund domicile	Ireland	Redemption charge	0.00%	Performance fee	0.00%
Tranch volume	(04/18/2024) USD 1,027.71 mill.	Ongoing charges	-	Redeployment fee	0.00%
Total volume	(04/18/2024) USD 71,916.22 mill.	Dividends		Investment company	
Launch date	5/22/2017	18.04.2024	0.03 GBP	BlackRock AM (IE)	
KESt report funds	No	11.01.2024	0.02 GBP	12 Throgmorton Avenue, EC2N 2DL, London	
Business year start	01.07.	12.10.2023	0.03 GBP	United Kingdom	
Sustainability type	-	13.07.2023	0.04 GBP	https://www.blackrock.com	
		13.04.2023	0.03 GBP		

Fund manager	BlackRock AM Ireland Limited							
Performance	1M	6M	YTD	1Y	2Y	3Y	5Y	Since start
Performance	-2.10%	+15.75%	+5.66%	+18.99%	+13.69%	+20.16%	+61.58%	+86.84%
Performance p.a.	-	-	-	+18.94%	+6.62%	+6.31%	+10.06%	+9.46%
Sharpe ratio	-3.22	3.27	1.91	1.56	0.19	0.17	0.35	0.35
Volatility	8.10%	9.24%	8.78%	9.65%	14.68%	14.11%	17.44%	15.82%
Worst month	-	-4.08%	-4.08%	-4.08%	-8.50%	-8.50%	-13.63%	-13.63%
Best month	-	8.14%	4.63%	8.14%	8.14%	8.14%	11.81%	11.81%
Maximum loss	-4.08%	-4.16%	-4.08%	-9.20%	-18.00%	-23.09%	-33.66%	-

Distribution permission

Austria, Germany, Switzerland

¹ Important note on update status: The displayed date refers exclusively to the calculation of the NAV.

² The Mountain-View Data Fund Rating calculates a comparative ranking for funds using yield, volatility and trend data. For more information visit [MVD Funds Rating](#)

³ Displays the Ethical-Dynamical Ratio calculated according to standard criteria. The maximum value is 100. For more information visit [EDA](#)

iShares Core MSCI W.U.E.GBP D H / IE00BD45YS76 / A2DRG6 / BlackRock AM (IE)

Investment strategy

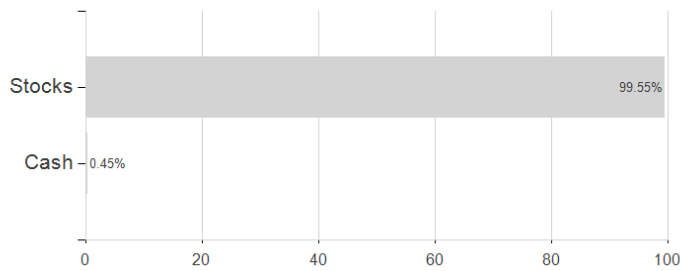
The Index measures the performance of large and mid capitalisation companies in developed countries worldwide. Companies are included in the Index based on a free float market capitalisation weighted basis. Free float means that only shares available to international investors rather than all of a company's issued shares are used in calculating the Index. Free float market capitalisation is the share price of a company multiplied by the number of shares available to international investors. The Fund uses optimising techniques to achieve a similar return to the Index. These techniques may include the strategic selection of certain securities that make up the Index or other securities which provide similar performance to certain constituent securities. These may also include the use of financial derivative instruments (FDIs) (i.e. investments the prices of which are based on one or more underlying assets). FDIs may be used for direct investment purposes. The use of FDIs is expected to be limited for this Share Class.

Investment goal

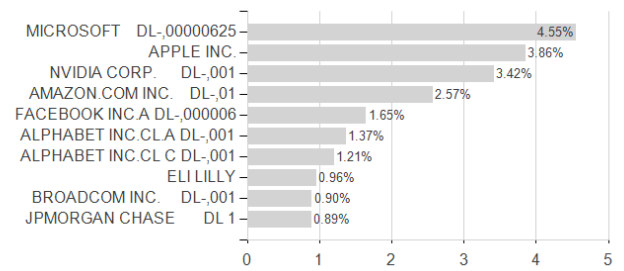
The Share Class is a share class of a Fund which aims to achieve a return on your investment, through a combination of capital growth and income on the Fund's assets, which reflects the return of the MSCI World Index, the Fund's benchmark index (Index). The Share Class, via the Fund is passively managed and aims to invest so far as possible and practicable in the equity securities (e.g. shares) that make up the Index.

Assessment Structure

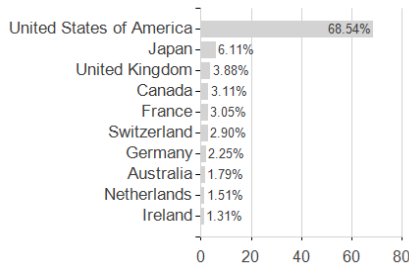
Assets



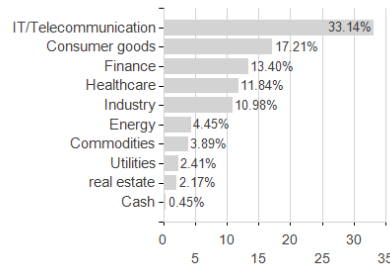
Largest positions



Countries



Branches



Currencies

