

## UniRak Nachhaltig Konservativ A / LU1572731245 / A2DMWY / Union Investment(LU)

Last 05/29/2024 <sup>1</sup>	Region	Branch	Type of yield	Type
107.25 EUR	Worldwide	Mixed fund/flexible	paying dividend	Mixed Fund

■ UniRak Nachhaltig Konservativ A  
■ Benchmark: IX NI Mischfonds Ethik/Ökologie



### Risk key figures

SRI 1 2 3 4 5 6 7

Mountain-View Funds Rating<sup>2</sup> EDA<sup>3</sup>

▲▲▲▲▲▲ 82

### Yearly Performance

2023	+7.91%
2022	-19.00%
2021	+4.82%
2020	+5.27%
2019	+14.68%

Master data		Conditions		Other figures	
Fund type	Single fund	Issue surcharge	2.00%	Minimum investment	UNT 0
Category	Mixed Fund	Planned administr. fee	0.00%	Savings plan	Yes
Sub category	Mixed fund/flexible	Deposit fees	0.00%	UCITS / OGAW	Yes
Fund domicile	Luxembourg	Redemption charge	0.00%	Performance fee	0.00%
Tranch volume	(05/29/2024) EUR 2,667.84 mill.	Ongoing charges	-	Redeployment fee	0.00%
Total volume	(05/29/2024) EUR 7,098.60 mill.	Dividends		Investment company	
Launch date	7/5/2017	16.05.2024	1.69 EUR	Union Investment(LU) 308, route d'Esch, 1471, Luxembourg Luxembourg <a href="https://www.union-investment.lu">https://www.union-investment.lu</a>	
KESt report funds	Yes	11.05.2023	1.79 EUR		
Business year start	01.04.	12.05.2022	0.06 EUR		
Sustainability type	Ethics/ecology	12.05.2021	0.06 EUR		
		14.05.2020	0.06 EUR		

Fund manager Performance	1M	6M	YTD	1Y	2Y	3Y	5Y	Since start
Performance	+0.59%	+6.39%	+3.26%	+7.77%	+2.46%	-6.59%	+6.23%	+14.35%
Performance p.a.	-	-	-	+7.77%	+1.22%	-2.25%	+1.21%	+1.96%
Sharpe ratio	0.71	2.11	0.96	0.86	-0.42	-1.01	-0.40	-0.31
Volatility	5.15%	4.50%	4.62%	4.67%	6.08%	5.96%	6.42%	5.92%
Worst month	-	-1.64%	-1.64%	-2.43%	-4.73%	-4.73%	-6.45%	-6.45%
Best month	-	4.07%	2.84%	4.07%	5.67%	5.67%	5.67%	5.67%
Maximum loss	-0.91%	-2.30%	-2.30%	-4.01%	-10.20%	-20.43%	-20.43%	-

### Distribution permission

Austria, Germany

<sup>1</sup> Important note on update status: The displayed date refers exclusively to the calculation of the NAV.

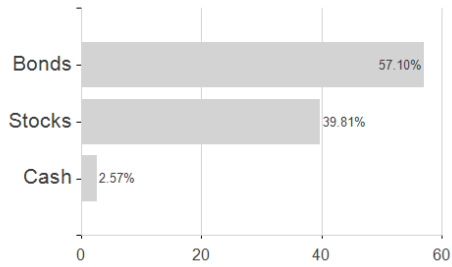
<sup>2</sup> The Mountain-View Data Fund Rating calculates a comparative ranking for funds using yield, volatility and trend data. For more information visit [MVD Funds Rating](#)

<sup>3</sup> Displays the Ethical-Dynamical Ratio calculated according to standard criteria. The maximum value is 100. For more information visit [EDA](#)

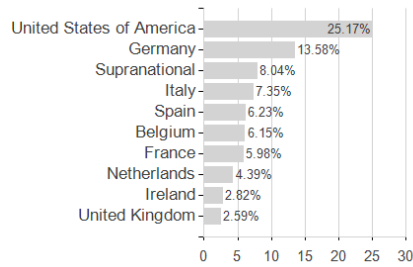
## UniRak Nachhaltig Konservativ A / LU1572731245 / A2DMWY / Union Investment(LU)

### Assessment Structure

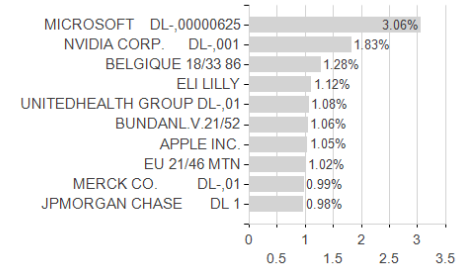
#### Assets



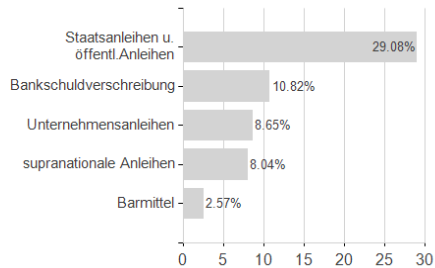
#### Countries



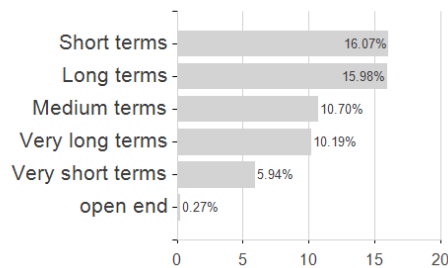
#### Largest positions



#### Issuer



#### Duration



#### Currencies

