

## iShares Edge MSCI W.Mf.U.E.EUR A H / IE00BYXPXK00 / A2DN91 / BlackRock AM (IE)

| Last 05/30/2024 <sup>1</sup> | Region    | Branch     | Type of yield | Type                 |
|------------------------------|-----------|------------|---------------|----------------------|
| 8.08 EUR                     | Worldwide | ETF Stocks | reinvestment  | Alternative Investm. |

■ iShares Edge MSCI W.Mf.U.E.EUR A H  
■ Benchmark: IX ETF Smart Beta



## Risk key figures

SRI 1 2 3 4 5 6 7

Mountain-View Funds Rating<sup>2</sup>EDA<sup>3</sup> 71

## Yearly Performance

|      |         |
|------|---------|
| 2023 | +12.54% |
| 2022 | -15.40% |
| 2021 | +21.10% |
| 2020 | +7.21%  |
| 2019 | +17.96% |

| Master data         |   | Conditions  |       | Other figures      |       |
|---------------------|---|---|-------|--------------------|-------|
| Fund type           | Single fund                             | Issue surcharge   | 0.00% | Minimum investment | UNT 1 |
| Category            | Equity                                  | Planned administr. fee  | 0.00% | Savings plan       | -     |
| Sub category        | ETF Stocks                              | Deposit fees  | 0.00% | UCITS / OGAW       | Yes   |
| Fund domicile       | Ireland                                 | Redemption charge   | 0.00% | Performance fee    | 0.00% |
| Tranch volume       | (05/30/2024) USD 11.46 mill.            | Ongoing charges   | -     | Redeployment fee   | 0.00% |
| Total volume        | (05/30/2024) USD 543.57 mill.           | Dividends   |       | Investment company |       |
| Launch date         | 4/21/2017                               | BlackRock AM (IE)   |       |                    |       |
| KESr report funds   | Yes                                     | 12 Throgmorton Avenue, EC2N 2DL, London                           |       |                    |       |
| Business year start | 01.06.                                  | United Kingdom  |       |                    |       |
| Sustainability type | -                                       | <a href="https://www.blackrock.com">https://www.blackrock.com</a> |       |                    |       |
| Fund manager        | BlackRock Asset Management Ireland Ltd. |   |       |                    |       |

| Performance      | 1M     | 6M      | YTD    | 1Y      | 2Y      | 3Y      | 5Y      | Since start |
|------------------|--------|---------|--------|---------|---------|---------|---------|-------------|
| Performance      | +2.59% | +12.88% | +9.31% | +19.23% | +15.03% | +10.29% | +50.08% | +60.49%     |
| Performance p.a. | -      | -       | -      | +19.17% | +7.25%  | +3.32%  | +8.45%  | +6.88%      |
| Sharpe ratio     | 3.61   | 2.67    | 2.19   | 1.63    | 0.26    | -0.03   | 0.27    | 0.20        |
| Volatility       | 9.08%  | 8.96%   | 9.38%  | 9.47%   | 13.44%  | 13.95%  | 17.23%  | 15.60%      |
| Worst month      | -      | -3.94%  | -3.94% | -3.94%  | -9.46%  | -9.46%  | -13.32% | -13.32%     |
| Best month       | -      | 6.25%   | 4.30%  | 6.25%   | 9.02%   | 9.02%   | 10.64%  | 10.64%      |
| Maximum loss     | -1.85% | -4.81%  | -4.81% | -8.30%  | -14.10% | -22.37% | -33.31% | -           |

## Distribution permission

Austria, Germany, Switzerland

1 Important note on update status: The displayed date refers exclusively to the calculation of the NAV.

2 The Mountain-View Data Fund Rating calculates a comparative ranking for funds using yield, volatility and trend data. For more information visit [MVD Funds Rating](#)

3 Displays the Ethical-Dynamical Ratio calculated according to standard criteria. The maximum value is 100. For more information visit [EDA](#)

DISCLAIMER: The information on this page are for informational purposes only and should neither an offer to sell nor a solicitation for the purchase of the security or recommendation in favor of the security to be understood. baha GmbH assumes no liability despite thorough searches for the accuracy of the data.

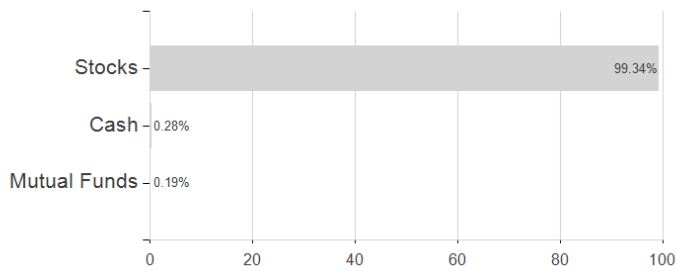
Funds data from: [www.mountain-view.com](http://www.mountain-view.com). Fact Sheet created by: [www.baha.com](http://www.baha.com)

Created: 06/01/2024

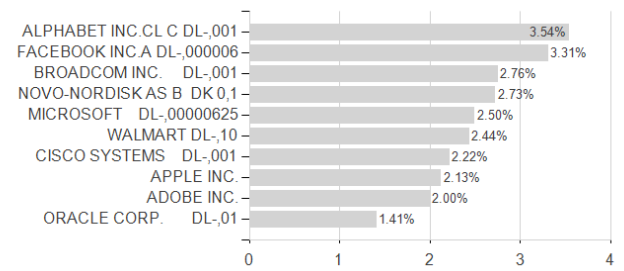
iShares Edge MSCI W.Mf.U.E.EUR A H / IE00BYXPXK00 / A2DN91 / BlackRock AM (IE)

Assessment Structure

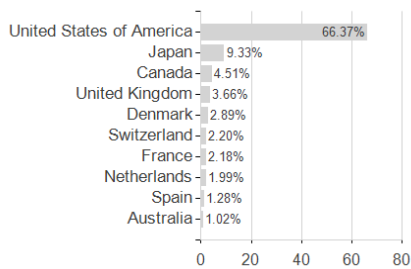
Assets



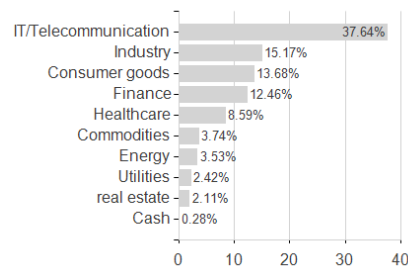
Largest positions



Countries



Branches



Currencies

