

## Candriam Long Short Credit V / FR0011510031 / A1WZYJ / Candriam

| Last 05/30/2024 <sup>1</sup> | Region    | Branch                        | Type of yield | Type                 |
|------------------------------|-----------|-------------------------------|---------------|----------------------|
| 1137.61 EUR                  | Worldwide | AI Hedgefonds Single Strategy | reinvestment  | Alternative Investm. |

■ Candriam Long Short Credit V  
■ Benchmark: IX AI opportunistic/directional



## Risk key figures

SRI 1 2 3 4 5 6 7

Mountain-View Funds Rating<sup>2</sup> EDA<sup>3</sup>

- -

## Yearly Performance

|      |        |
|------|--------|
| 2023 | +3.93% |
| 2022 | +0.44% |
| 2021 | +0.04% |
| 2020 | +1.73% |
| 2019 | +1.24% |

| Master data         |  | Conditions                          |       | Other figures      |                   |
|---------------------|--|-------------------------------------|-------|--------------------|-------------------|
| Fund type           | Single fund                                      | Issue surcharge                     | 1.00% | Minimum investment | EUR 25,000,000.00 |
| Category            | Alternative Investments                          | Planned administr. fee              | 0.00% | Savings plan       | -                 |
| Sub category        | AI Hedgefonds Single Strategy                    | Deposit fees                        | 0.00% | UCITS / OGAW       | Yes               |
| Fund domicile       | France   | Redemption charge                   | 1.00% | Performance fee    | 20.00%            |
| Tranch volume       | (05/30/2024) EUR 172.52 mill.                    | Ongoing charges                     | -     | Redeployment fee   | 0.00%             |
| Total volume        | (05/30/2024) EUR 427.43 mill.                    | Dividends                           |       | Investment company |                   |
| Launch date         | 6/10/2013  | Candriam                            |       |                    |                   |
| KESr report funds   | Yes  | 19-21 route d'Arlon, 8009, Strassen |       |                    |                   |
| Business year start | 01.01.   | Luxembourg                          |       |                    |                   |
| Sustainability type | -  | www.candriam.com                    |       |                    |                   |
| Fund manager        | Guillaume Benoit, Patrick Zeenni, Mouine Darwich |                                     |       |                    |                   |

| Performance      | 1M     | 6M     | YTD    | 1Y     | 2Y     | 3Y     | 5Y     | Since start |
|------------------|--------|--------|--------|--------|--------|--------|--------|-------------|
| Performance      | +0.44% | +2.82% | +2.09% | +5.73% | +6.96% | +6.54% | +9.31% | +9.19%      |
| Performance p.a. | -      | -      | -      | +5.72% | +3.42% | +2.13% | +1.79% | +1.25%      |
| Sharpe ratio     | 2.98   | 3.68   | 2.71   | 3.68   | -0.37  | -1.79  | -1.88  | -2.81       |
| Volatility       | 0.56%  | 0.53%  | 0.52%  | 0.53%  | 1.00%  | 0.93%  | 1.06%  | 0.91%       |
| Worst month      | -      | 0.24%  | 0.24%  | 0.21%  | -0.73% | -0.73% | -2.13% | -2.13%      |
| Best month       | -      | 0.71%  | 0.71%  | 0.80%  | 0.80%  | 0.80%  | 0.92%  | 0.92%       |
| Maximum loss     | -0.06% | -0.13% | -0.13% | -0.15% | -1.33% | -1.44% | -3.26% | -           |

## Distribution permission

Austria, Germany, Switzerland

<sup>1</sup> Important note on update status: The displayed date refers exclusively to the calculation of the NAV.

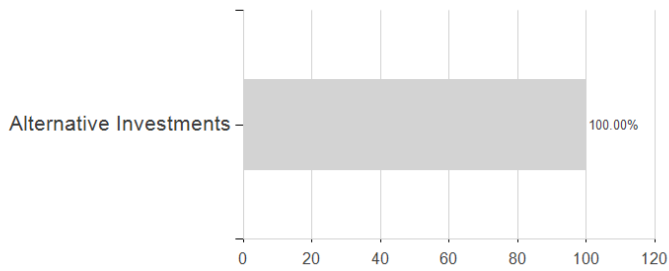
<sup>2</sup> The Mountain-View Data Fund Rating calculates a comparative ranking for funds using yield, volatility and trend data. For more information visit [MVD Funds Rating](#)

<sup>3</sup> Displays the Ethical-Dynamical Ratio calculated according to standard criteria. The maximum value is 100. For more information visit [EDA](#)

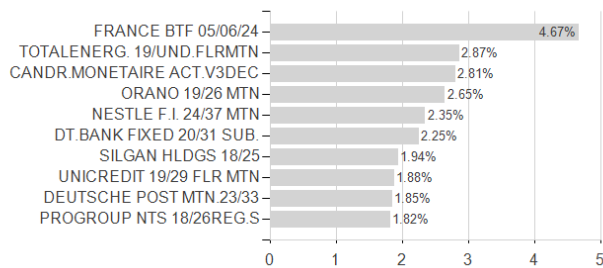
## Candriam Long Short Credit V / FR0011510031 / A1WZYJ / Candriam

### Assessment Structure

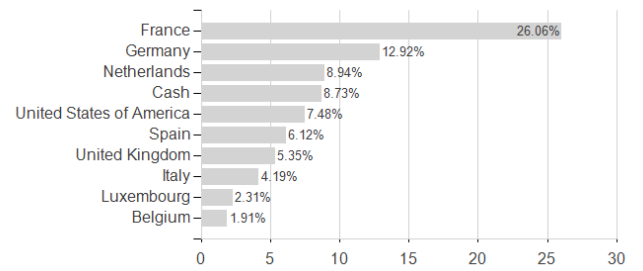
#### Assets



#### Largest positions



#### Countries



#### Currencies

