

## DWS Top Dividende TFC / DE000DWS18Q3 / DWS18Q / DWS Investment GmbH

Last 12/12/2025 <sup>1</sup>	Region	Branch	Type of yield	Type
206.66 EUR	Worldwide	Mixed Sectors	reinvestment	Equity Fund

■ DWS Top Dividende TFC  
■ Benchmark: IX Aktien Welt EUR



### Risk key figures

SRI 1 2 3 4 5 6 7

Mountain-View Funds Rating<sup>2</sup> EDA<sup>3</sup>

62

### Yearly Performance

2024	+10.21%
2023	+1.95%
2022	+1.11%
2021	+23.04%
2020	-8.94%

Master data		Conditions		Other figures	
Fund type	Single fund	Issue surcharge	0.00%	Minimum investment	UNT 0
Category	Equity	Planned administr. fee	0.00%	Savings plan	-
Sub category	Mixed Sectors	Deposit fees	0.00%	UCITS / OGAW	Yes
Fund domicile	Germany	Redemption charge	0.00%	Performance fee	0.00%
Tranch volume	(12/12/2025) EUR 410.69 mill.	Ongoing charges	-	Redeployment fee	0.00%
Total volume	(12/12/2025) EUR 21,209.82 mill.	Dividends		Investment company	
Launch date	1/2/2017	02.01.2018	0.16 EUR	DWS Investment GmbH	
KESt report funds	Yes	02.10.2017	0.74 EUR	Mainzer Landstraße 11-17, 60329, Frankfurt am Main	
Business year start	01.10.	Germany			
Sustainability type	-	https://www.dws.de			
Fund manager	Dr. Schuessler, Thomas-P				

Performance	1M	6M	YTD	1Y	2Y	3Y	5Y	Since start
Performance	+0.22%	+8.31%	+13.18%	+11.18%	+25.47%	+26.58%	+57.18%	+70.03%
Performance p.a.	-	-	-	+11.18%	+12.00%	+8.16%	+9.47%	+6.11%
Sharpe ratio	0.07	2.07	1.08	0.83	1.06	0.68	0.80	0.39
Volatility	8.89%	7.34%	11.04%	10.92%	9.36%	8.91%	9.29%	10.38%
Worst month	-	-2.26%	-3.72%	-3.72%	-3.72%	-3.72%	-5.97%	-10.30%
Best month	-	2.82%	5.05%	5.05%	5.05%	5.05%	6.23%	8.61%
Maximum loss	-2.37%	-2.96%	-11.40%	-11.40%	-11.40%	-11.40%	-11.40%	-

### Distribution permission

Austria, Germany, Switzerland

<sup>1</sup> Important note on update status: The displayed date refers exclusively to the calculation of the NAV.

<sup>2</sup> The Mountain-View Data Fund Rating calculates a comparative ranking for funds using yield, volatility and trend data. For more information visit [MVD Funds Rating](#)

<sup>3</sup> Displays the Ethical-Dynamical Ratio calculated according to standard criteria. The maximum value is 100. For more information visit [EDA](#)

## DWS Top Dividende TFC / DE000DWS18Q3 / DWS18Q / DWS Investment GmbH

### Investment strategy

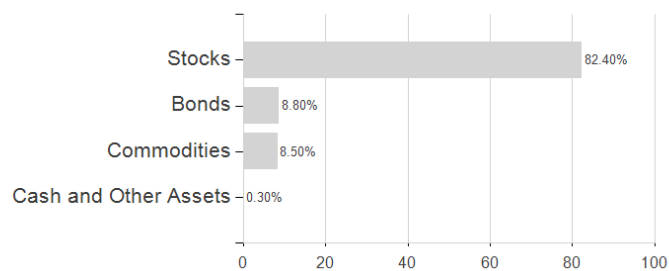
To achieve this, the fund mainly invests in equities of domestic and foreign issuers for which an above-average dividend yield is expected. The following criteria are of decisive importance when selecting the equities: greater dividend yield than the market average, sustainability of dividend yield and growth, past and future earnings growth, price/earnings ratio. However, the dividend yield does not always need to be greater than the market average. In this context, the fund management is responsible for selecting the individual investments. The fund promotes environmental and social characteristics or a combination of these characteristics without pursuing an explicit ESG and/or sustainable investment strategy.

### Investment goal

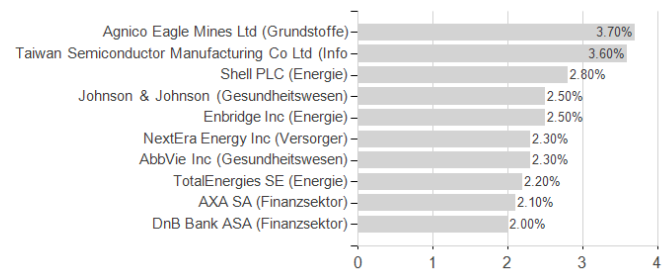
The fund is actively managed. The fund is not managed in reference to a benchmark. The fund promotes environmental and social characteristics and is subject to the disclosure requirements of a financial product in accordance with article 8(1) of Regulation (EU) 2019/2088 on sustainability-related disclosures in the financial services sector. More ESG information is available in the sales prospectus and on the DWS website. The medium to long-term objective of the investment policy is to generate capital appreciation.

### Assessment Structure

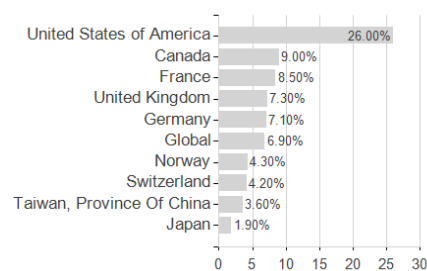
#### Assets



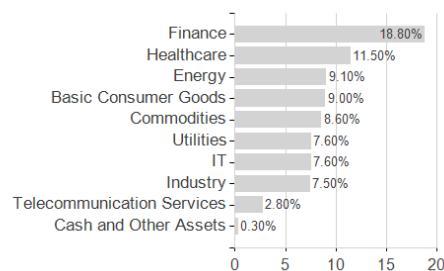
#### Largest positions



#### Countries



#### Branches



#### Currencies

