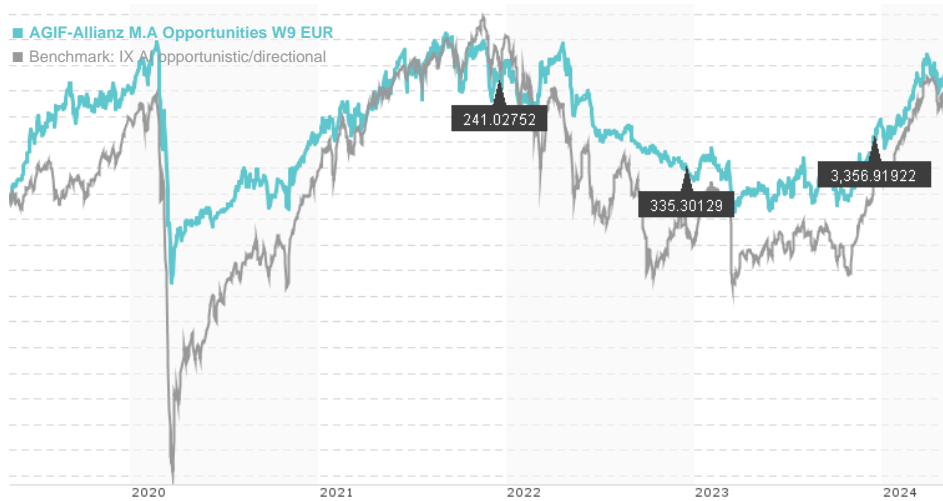


## AGIF-Allianz M.A Opportunities W9 EUR / LU1584112020 / A2DNSB / Allianz GI.Investors

Last 05/10/2024 <sup>1</sup>	Region	Branch	Type of yield	Type
94767.38 EUR	Worldwide	AI Hedgefonds Single Strategy	paying dividend	Alternative Investm.



### Risk key figures

SRI 1 2 3 4 5 6 7

Mountain-View Funds Rating<sup>2</sup> EDA<sup>3</sup>

- -

### Yearly Performance

2023	+2.13%
2022	-4.31%
2021	+2.83%
2020	-1.78%
2019	+5.93%

Master data		Conditions		Other figures	
Fund type	Single fund	Issue surcharge	0.00%	Minimum investment	EUR 10,000,000.00
Category	Alternative Investments	Planned administr. fee	0.00%	Savings plan	-
Sub category	AI Hedgefonds Single Strategy	Deposit fees	0.00%	UCITS / OGAW	Yes
Fund domicile	Luxembourg	Redemption charge	0.00%	Performance fee	0.00%
Tranch volume	(05/10/2024) EUR 109.56 mill.	Ongoing charges	-	Redeployment fee	0.00%
Total volume	(04/19/2024) EUR 142.22 mill.	Dividends		Investment company	
Launch date	4/6/2017	15.12.2023	3356.92 EUR	Allianz GI.Investors Bockenheimer Landstraße 42-44, 60323, Frankfurt am Main Germany <a href="https://www.allianzgi.com">https://www.allianzgi.com</a>	
KESr report funds	No	15.12.2022	335.30 EUR		
Business year start	01.10.	15.12.2021	241.03 EUR		
Sustainability type	-	15.12.2020	1095.13 EUR		
Fund manager	Claudio Marsala	16.12.2019	2167.18 EUR		

Performance	1M	6M	YTD	1Y	2Y	3Y	5Y	Since start
Performance	-0.16%	+4.55%	+2.16%	+4.79%	+1.79%	+0.16%	+4.98%	+3.66%
Performance p.a.	-	-	-	+4.77%	+0.89%	+0.05%	+0.98%	+0.51%
Sharpe ratio	-1.64	1.76	0.78	0.32	-1.06	-1.20	-0.84	-1.00
Volatility	3.54%	3.16%	3.12%	3.05%	2.75%	3.14%	3.38%	3.31%
Worst month	-	-0.78%	-0.78%	-0.78%	-1.33%	-1.46%	-3.65%	-3.65%
Best month	-	1.61%	1.61%	1.61%	1.61%	2.05%	2.05%	2.05%
Maximum loss	-1.12%	-1.40%	-1.40%	-1.84%	-4.53%	-6.55%	-8.86%	-

### Distribution permission

Austria, Germany, Switzerland

<sup>1</sup> Important note on update status: The displayed date refers exclusively to the calculation of the NAV.

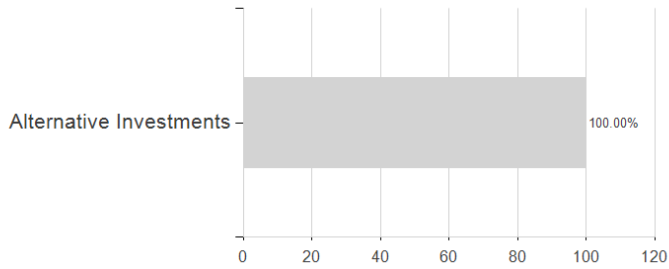
<sup>2</sup> The Mountain-View Data Fund Rating calculates a comparative ranking for funds using yield, volatility and trend data. For more information visit [MVD Funds Rating](#)

<sup>3</sup> Displays the Ethical-Dynamical Ratio calculated according to standard criteria. The maximum value is 100. For more information visit [EDA](#)

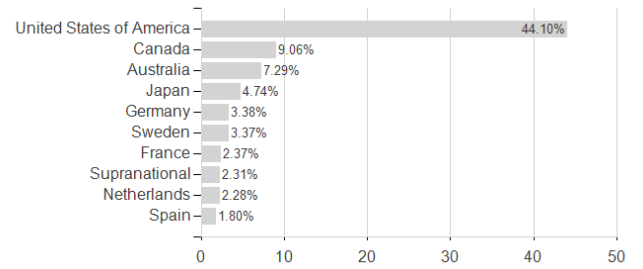
## AGIF-Allianz M.A Opportunities W9 EUR / LU1584112020 / A2DNSB / Allianz GI.Investors

### Assessment Structure

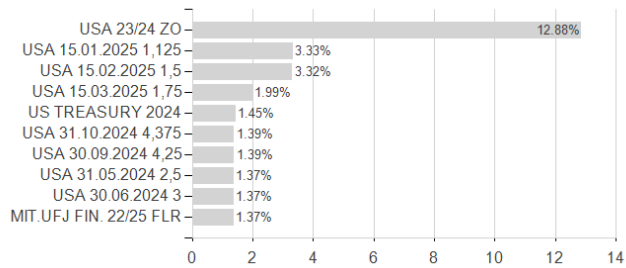
#### Assets



#### Countries



#### Largest positions



#### Currencies

