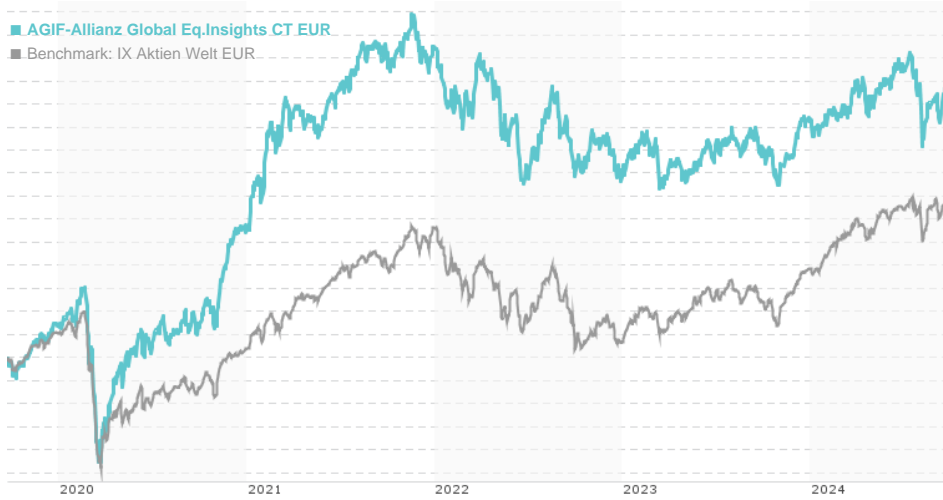


AGIF-Allianz Global Eq.Insights CT EUR / LU1508476998 / A2AT0A / Allianz Gl.Investors

Last 09/20/2024 <sup>1</sup>	Region	Branch	Type of yield	Type
183.11 EUR	Worldwide	Mixed Sectors	reinvestment	Equity Fund



Risk key figures

SRI	1	2	3	4	5	6	7
Mountain-View Funds Rating <sup>2</sup>	EDA <sup>3</sup>						69

Yearly Performance

2023	+9.19%
2022	-16.89%
2021	+31.66%
2020	+18.91%
2019	+32.23%

Master data		Conditions		Other figures	
Fund type	Single fund	Issue surcharge	5.00%	Minimum investment	UNT 0
Category	Equity	Planned administr. fee	0.00%	Savings plan	-
Sub category	Mixed Sectors	Deposit fees	0.00%	UCITS / OGAW	Yes
Fund domicile	Luxembourg	Redemption charge	0.00%	Performance fee	0.00%
Tranch volume	(09/20/2024) EUR 21.17 mill.	Ongoing charges	-	Redeployment fee	0.00%
Total volume	(09/20/2024) EUR 416.01 mill.	Dividends		Investment company	
Launch date	3/28/2017	Allianz Gl.Investors			
KESt report funds	No	Bockenheimer Landstraße 42-44, 60323, Frankfurt am Main			
Business year start	01.10.	Germany			
Sustainability type	-	https://www.allianzgi.com			
Fund manager	Mark Phanitsiri				

Performance	1M	6M	YTD	1Y	2Y	3Y	5Y	Since start
Performance	+1.72%	+2.02%	+4.17%	+7.13%	+7.36%	-3.66%	+58.94%	+83.11%
Performance p.a.	-	-	-	+7.11%	+3.61%	-1.23%	+9.70%	+8.41%
Sharpe ratio	1.52	0.04	0.17	0.27	0.01	-0.32	0.37	0.32
Volatility	12.41%	15.74%	14.31%	13.63%	13.26%	14.49%	16.76%	15.60%
Worst month	-	-3.09%	-3.09%	-5.73%	-7.57%	-7.89%	-12.21%	-12.21%
Best month	-	4.90%	4.90%	5.57%	5.93%	8.48%	16.93%	16.93%
Maximum loss	-3.97%	-12.21%	-12.21%	-12.21%	-12.21%	-21.55%	-32.83%	-

Distribution permission

Austria, Germany, Switzerland, Luxembourg, Czech Republic

<sup>1</sup> Important note on update status: The displayed date refers exclusively to the calculation of the NAV.

<sup>2</sup> The Mountain-View Data Fund Rating calculates a comparative ranking for funds using yield, volatility and trend data. For more information visit [MVD Funds Rating](#)

<sup>3</sup> Displays the Ethical-Dynamical Ratio calculated according to standard criteria. The maximum value is 100. For more information visit [EDA](#)

**AGIF-Allianz Global Eq.Insights CT EUR / LU1508476998 / A2AT0A / Allianz GI.Investors**

**Investment strategy**

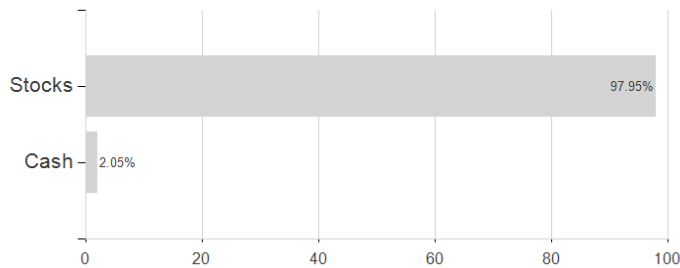
Min. 70% of Sub-Fund assets are invested in Equities as described in the investment objective. Max. 30% of Sub-Fund assets may be invested in Equities other than described in the investment objective. Max. 49% of Sub-Fund assets may be invested in Emerging Markets. Max. 30% of Sub Fund assets may be held directly in time deposits and/or (up to 20% of Sub-Fund assets) in deposits at sight and/or invested in Money Market Instruments and/or (up to 10% of Sub-Fund assets) in money market funds for liquidity management. Max. 10% of Sub-Fund assets may be invested in UCITS and/or UCI. Max. 20% of Sub-Fund assets may be invested into the China A-Shares market. Sub-Fund classifies as "equity-fund" according to German Investment Tax Act (GITA). We manage this Sub-Fund in reference to a Benchmark which plays a role for the Sub-Fund's performance objectives and measures. We follow an active management approach with the aim to outperform the Benchmark. Although our deviation from the investment universe, weightings and risk characteristics of the Benchmark is likely to be significant in our own discretion, the majority of the Sub-Fund's investments (excluding derivatives) may consist of components of the Benchmark.

**Investment goal**

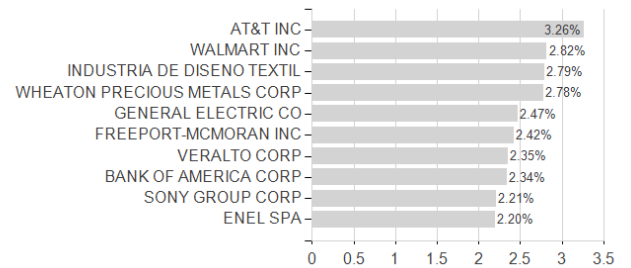
Long-term capital growth by investing in global Equity Markets to achieve a concentrated equity portfolio with a focus on stock selection in accordance with the Sustainability Key Performance Indicator Strategy (Absolute) ("KPI Strategy (Absolute)"). In this context, the aim is, at least, a year-on-year improvement pathway on the Sub-Fund's Sustainability KPI to achieve the investment objective. The Sub-Fund follows the KPI Strategy (Absolute) and promotes responsible investments by applying a sustainability key performance indicator ("Sustainability KPI") to provide transparency on the measurable sustainability outcome pursued by the Sub-Fund's Investment Manager for the shareholders. Minimum exclusion criteria for direct investments are applied

**Assessment Structure**

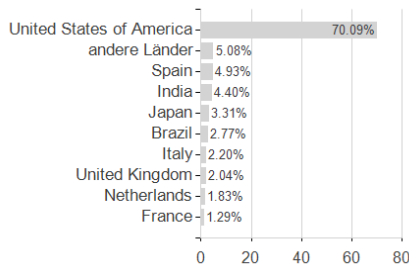
**Assets**



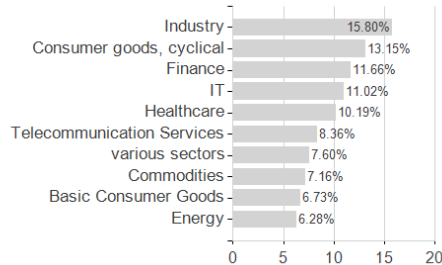
**Largest positions**



**Countries**



**Branches**



**Currencies**

