

GS GI.High Yield Pf.R USD / LU0927644194 / A1WZDF / Goldman Sachs AM BV

| Last 05/23/2024 ¹ | Region | Branch | Type of yield | Type |
|------------------------------|-----------|-----------------|-----------------|-------------------|
| 8.54 USD | Worldwide | Corporate Bonds | paying dividend | Fixed-Income Fund |

■ GS GI.High Yield Pf.R USD
■ Benchmark: IX Anleihen High Yields



Risk key figures

SRI 1 2 3 4 5 6 7

Mountain-View Funds Rating² EDA³

65

Yearly Performance

| | |
|------|---------|
| 2023 | +13.56% |
| 2022 | -3.48% |
| 2021 | +5.38% |
| 2020 | +1.89% |
| 2019 | +12.20% |

| Master data | | Conditions | | Other figures | |
|---------------------|---------------------------------|------------------------|----------|--|--------------|
| Fund type | Single fund | Issue surcharge | 5.50% | Minimum investment | USD 5,000.00 |
| Category | Bonds | Planned administr. fee | 0.00% | Savings plan | - |
| Sub category | Corporate Bonds | Deposit fees | 0.00% | UCITS / OGAW | Yes |
| Fund domicile | Luxembourg | Redemption charge | 0.00% | Performance fee | 0.00% |
| Tranch volume | (05/23/2024) USD 2.21 mill. | Ongoing charges | - | Redeployment fee | 0.00% |
| Total volume | (05/23/2024) USD 1,465.82 mill. | Dividends | | Investment company | |
| Launch date | 5/21/2013 | 11.12.2023 | 0.47 USD | Goldman Sachs AM BV Schenkkade 65, 2509, LL Den Haag Netherlands www.gsam.com | |
| KESr report funds | Yes | 12.12.2022 | 0.43 USD | | |
| Business year start | 01.12. | 13.12.2021 | 0.39 USD | | |
| Sustainability type | - | 14.12.2020 | 0.42 USD | | |
| Fund manager | - | 09.12.2019 | 0.50 USD | | |

| Performance | 1M | 6M | YTD | 1Y | 2Y | 3Y | 5Y | Since start |
|------------------|--------|--------|--------|---------|---------|---------|---------|-------------|
| Performance | +1.55% | +6.93% | +4.27% | +14.52% | +23.31% | +17.48% | +28.19% | +39.50% |
| Performance p.a. | - | - | - | +14.47% | +11.03% | +5.52% | +5.09% | +4.76% |
| Sharpe ratio | 6.46 | 3.66 | 2.57 | 3.06 | 1.06 | 0.27 | 0.17 | 0.14 |
| Volatility | 2.59% | 2.93% | 2.93% | 3.50% | 6.84% | 6.28% | 7.47% | 6.70% |
| Worst month | - | 0.37% | 0.37% | -0.72% | -5.23% | -5.23% | -16.13% | -16.13% |
| Best month | - | 2.79% | 2.79% | 2.79% | 4.58% | 4.58% | 5.32% | 5.32% |
| Maximum loss | -0.24% | -0.95% | -0.95% | -1.56% | -8.20% | -11.92% | -24.62% | - |

Distribution permission

Austria, Germany, Switzerland

¹ Important note on update status: The displayed date refers exclusively to the calculation of the NAV.

² The Mountain-View Data Fund Rating calculates a comparative ranking for funds using yield, volatility and trend data. For more information visit [MVD Funds Rating](#)

³ Displays the Ethical-Dynamical Ratio calculated according to standard criteria. The maximum value is 100. For more information visit [EDA](#)

GS GI.High Yield Pf.R USD / LU0927644194 / A1WZDF / Goldman Sachs AM BV

Investment strategy

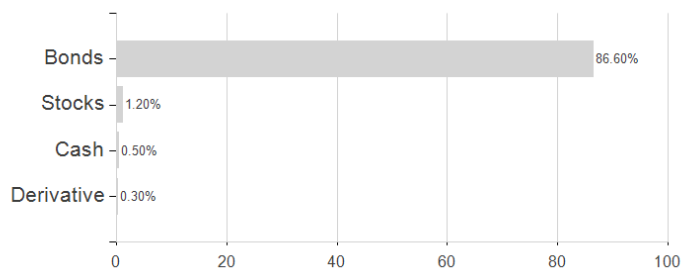
The Portfolio will mostly invest in below investment grade fixed income securities of North American and European companies. Such companies are either based in or earn most of their profits or revenues from North America and/or Europe. The Portfolio may also invest in below investment grade fixed income securities of companies which are based anywhere in the world. The Portfolio will not invest more than 33% of its assets in other securities and instruments. Additionally, it will not invest more than 10% in convertibles (securities that can be converted into other types of securities). These convertibles may include contingent convertible bonds ("CoCos") of banks, finance and insurance companies which have a particular risk profile as set out below. The Portfolio may invest up to one-tenth of its assets in equity or equity related securities.

Investment goal

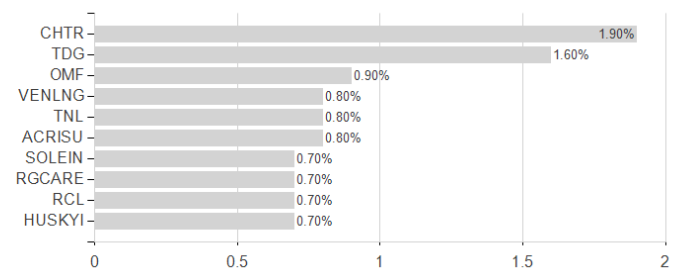
The Portfolio seeks to provide income and capital growth over the longer term.

Assessment Structure

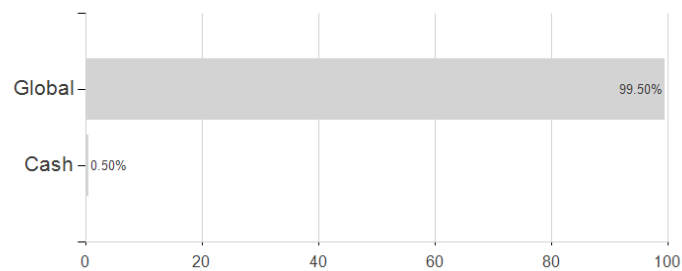
Assets



Largest positions



Countries



Rating

