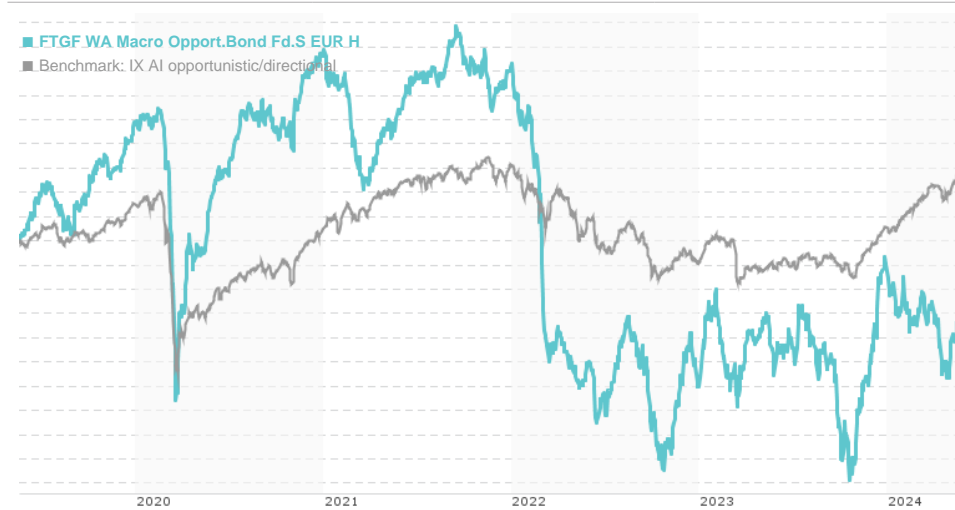


FTGF WA Macro Opport.Bond Fd.S EUR H / IE00BC9S3X23 / A1W206 / Franklin Templeton

| Last 05/16/2024 ¹ | Region | Branch | Type of yield | Type |
|------------------------------|-----------|-------------------------------|---------------|----------------------|
| 118.94 EUR | Worldwide | AI Hedgefonds Single Strategy | reinvestment | Alternative Investm. |



Risk key figures

SRI 1 2 **3** 4 5 6 7

Mountain-View Funds Rating² EDA³

- -

Yearly Performance

| | |
|------|---------|
| 2023 | +11.46% |
| 2022 | -23.27% |
| 2021 | -0.99% |
| 2020 | +5.59% |
| 2019 | +14.23% |

| Master data | | Conditions | | Other figures | |
|---------------------|---------------------------------|-----------------------------------|-------|--------------------|-------------------|
| Fund type | Single fund | Issue surcharge | 0.00% | Minimum investment | EUR 50,000,000.00 |
| Category | Alternative Investments | Planned administr. fee | 0.00% | Savings plan | - |
| Sub category | AI Hedgefonds Single Strategy | Deposit fees | 0.00% | UCITS / OGAW | Yes |
| Fund domicile | Ireland | Redemption charge | 0.00% | Performance fee | 0.00% |
| Tranch volume | (05/16/2024) USD 2.38 mill. | Ongoing charges | - | Redeployment fee | 0.00% |
| Total volume | (05/16/2024) USD 1,092.20 mill. | Dividends | | Investment company | |
| Launch date | 11/29/2013 | Franklin Templeton | | | |
| KESr report funds | No | Schottenring 16, 2.OG, 1010, Wien | | | |
| Business year start | 29.02. | Austria | | | |
| Sustainability type | - | https://www.franklintempleton.at | | | |
| Fund manager | Ken Leech, Chandran Prashant | | | | |

| Performance | 1M | 6M | YTD | 1Y | 2Y | 3Y | 5Y | Since start |
|------------------|--------|---------|--------|---------|---------|---------|---------|-------------|
| Performance | +4.65% | +5.41% | -4.95% | -0.17% | +5.74% | -15.02% | -6.79% | -3.21% |
| Performance p.a. | - | - | - | -0.17% | +2.83% | -5.28% | -1.40% | -0.46% |
| Sharpe ratio | 5.88 | 0.61 | -1.45 | -0.30 | -0.08 | -0.76 | -0.47 | -0.44 |
| Volatility | 11.90% | 12.01% | 11.48% | 13.43% | 12.94% | 11.91% | 11.07% | 9.72% |
| Worst month | - | -6.48% | -6.48% | -6.86% | -7.28% | -9.25% | -10.62% | -10.62% |
| Best month | - | 9.45% | 9.02% | 9.45% | 9.45% | 9.45% | 9.45% | 9.45% |
| Maximum loss | -1.55% | -10.03% | -8.58% | -15.31% | -16.45% | -31.82% | -31.82% | - |

Distribution permission

Austria, Germany, Switzerland

¹ Important note on update status: The displayed date refers exclusively to the calculation of the NAV.

² The Mountain-View Data Fund Rating calculates a comparative ranking for funds using yield, volatility and trend data. For more information visit [MVD Funds Rating](#)

DISCLAIMER: The information on this page are for informational purposes only and should neither an offer to sell nor a solicitation for the purchase of the security or recommendation in favor of the security to be understood. baha GmbH assumes no liability despite thorough searches for the accuracy of the data.

Funds data from: [www.mountain-view.com](#). Fact Sheet created by: [www.baha.com](#)

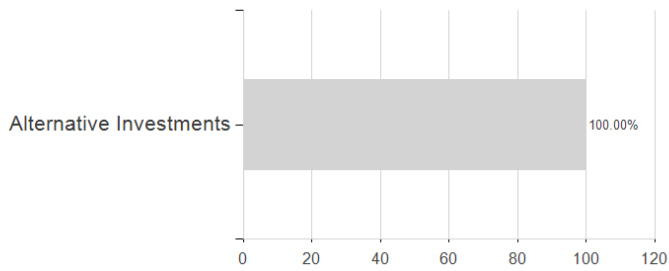
Created: 05/20/2024

FTGF WA Macro Opport.Bond Fd.S EUR H / IE00BC9S3X23 / A1W206 / Franklin Templeton

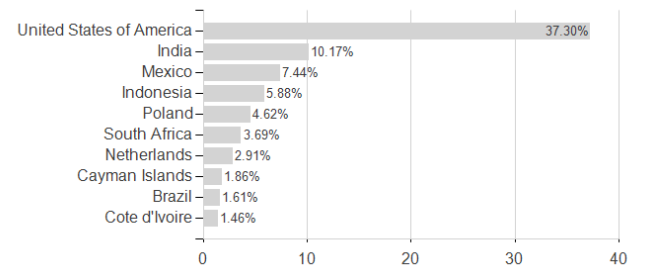
3 Displays the Ethical-Dynamical Ratio calculated according to standard criteria. The maximum value is 100. For more information visit [EDA](#)

Assessment Structure

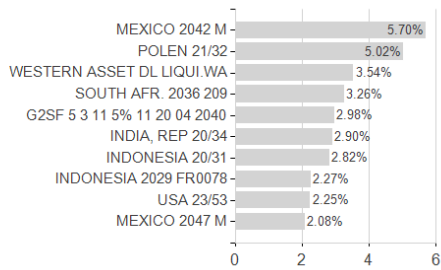
Assets



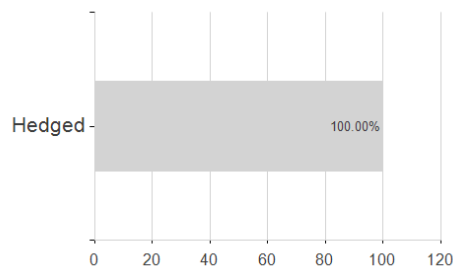
Countries



Largest positions



Currencies



Branches

